



CAHIER D'ACTIVITÉS FRAISES



Maman des fauves



Merci d'avoir téléchargé cahier d'activités la fraise.

Ce matériel gratuit est destiné à usage personnel ou éducatif. Vous pouvez imprimer autant de copies que vous le souhaitez. Ces documents appartiennent à maman des fauves.

Vous avez le droit de:

Télécharger les fichiers et les utiliser chez vous ou dans l'école.

Partager le lien du blog ou site quand vous échangez avec d'autres personnes.

Vous n'avez pas le droit de:

Changer les documents.

Garder les documents sur vos sites web ou blogs.

Vendre les fichiers ou partir des fichiers.

Vendre fichiers imprimés entiers ou en parties

Si vous en servez et que vous publiez sur les réseaux sociaux n'oubliez pas d'écrire @mamandesfauves et/ou #mamandesfauves pour que je puisse voir vos réalisations!

N'hésitez pas à me contacter pour toutes questions ou si vous avez vu des erreurs.

Clipart venu de:



Adobe photo stock


Index

Insert bac trofast	page 4
Graphisme fraise	page 5
Graphisme	pages 6-12
Tracer avec surligneur	page 13
Coller gommettes	page 14
Colorier bon nombre	page 15
Do a dot lettres	pages 16-17
Fraises de dénombrement	page 18
Lettres à tracer	pages 19-23
Cycle de vie	pages 24-26
Anatomie fraisier	pages 27-28
Anatomie fraise	pages 29-30
Fraise 3D	pages 31-32
Mots à tracer	pages 33-34
Tapis d'aimants	pages 35-36
Reconstruire mot	pages 37-39
Mesurer tas de fraises	pages 40-46
Relier	page 47
Memory	pages 48-50


Insert bac trofast







Remplir la fraise avec des graphismes






exemples

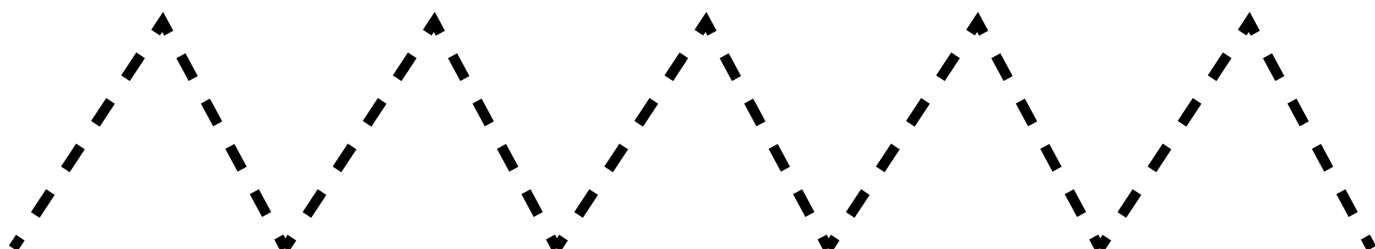



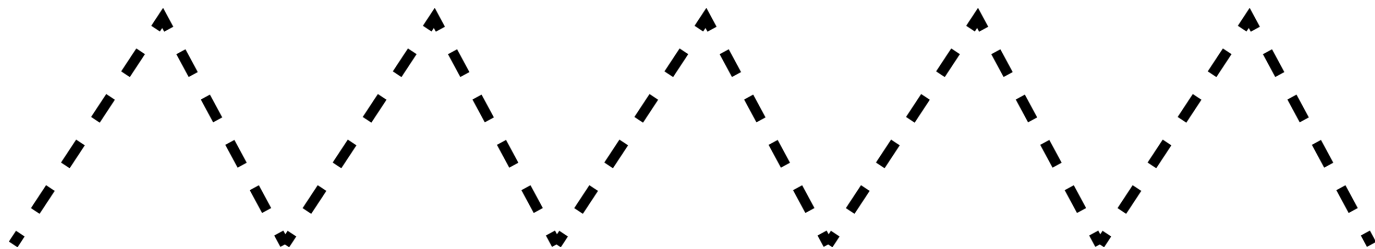





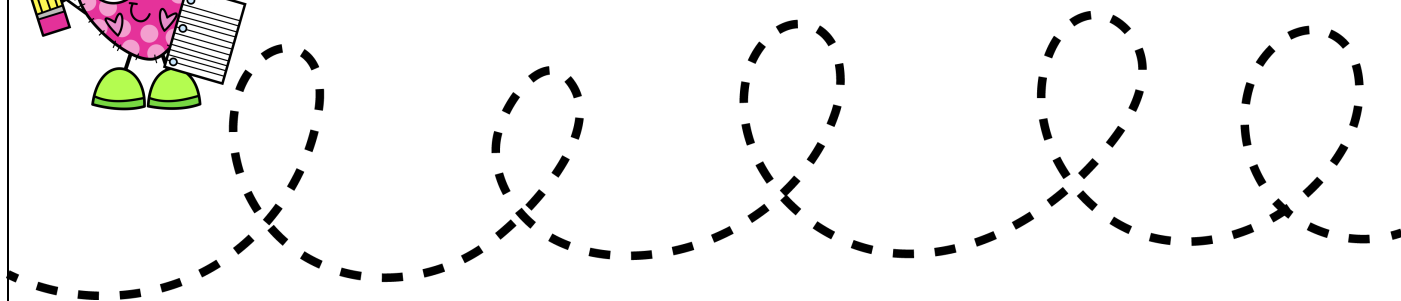
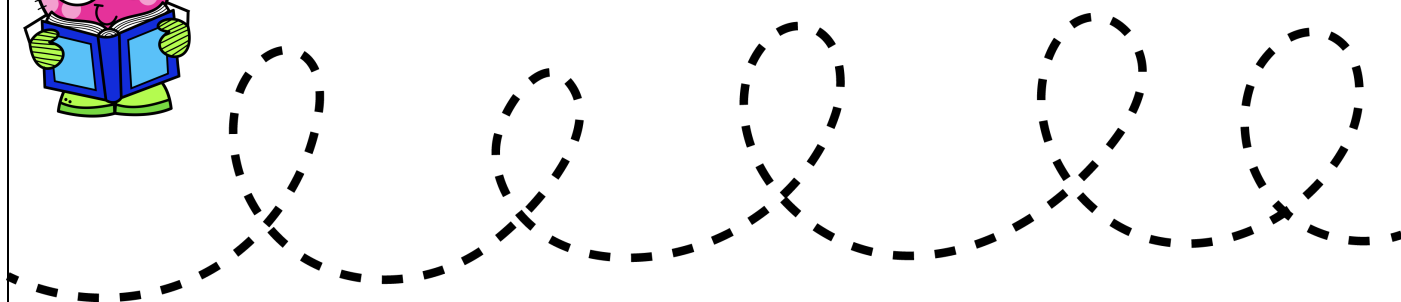
Graphisme










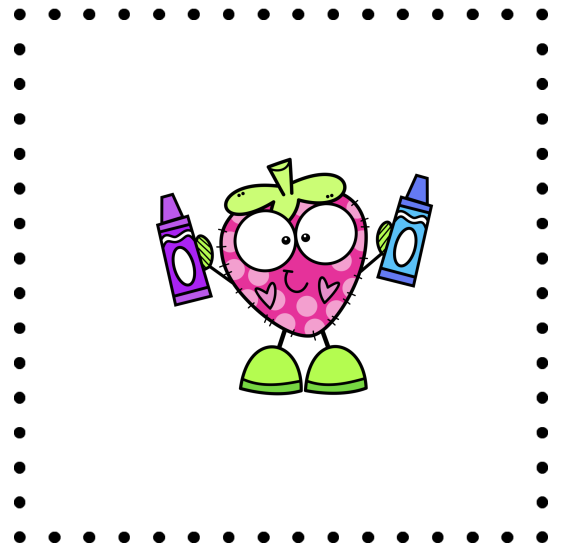




















Tracer les formes









Tracer avec surligneur



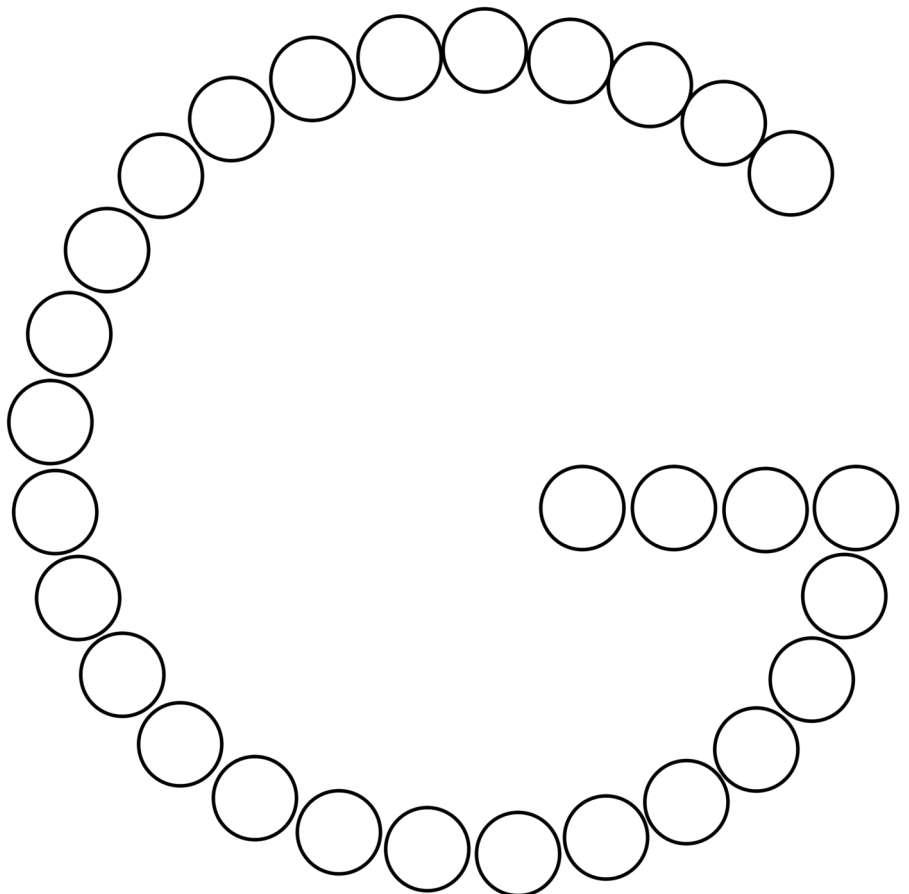

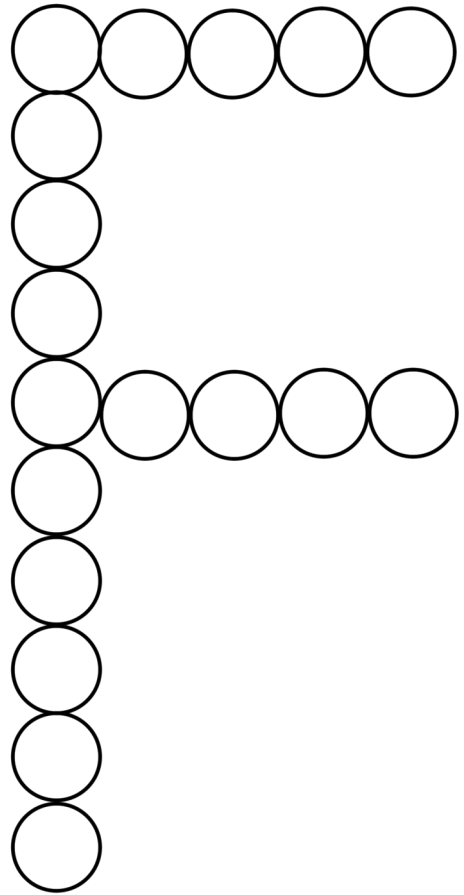

Coller le bon nombre de gommettes

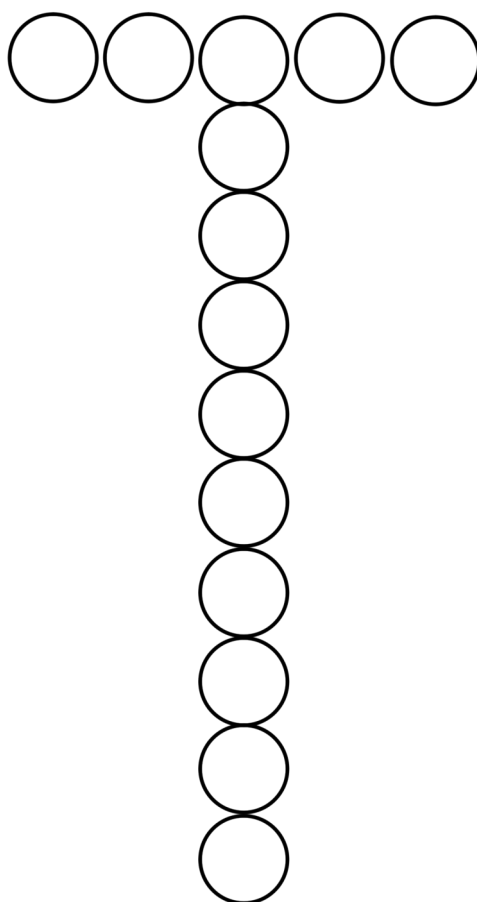
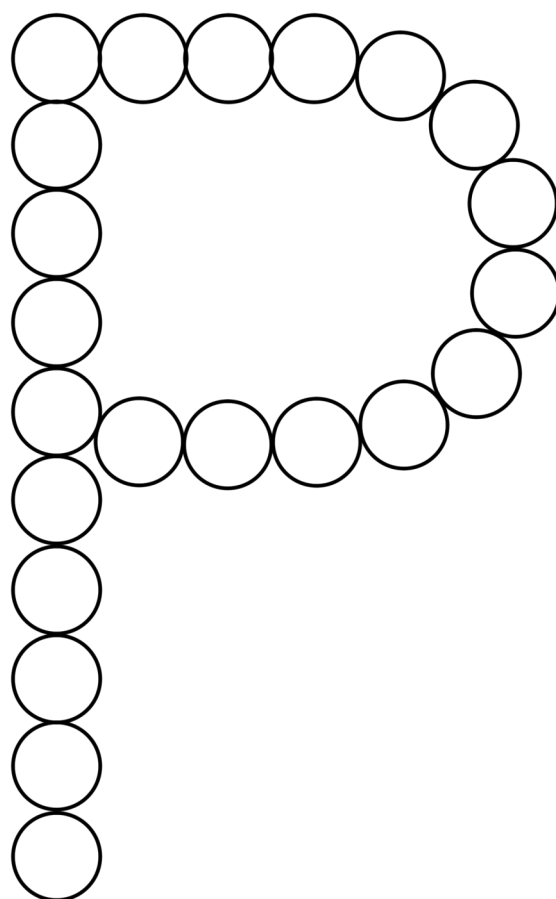


Colorier le bon nombre de graines








Do a dot letters


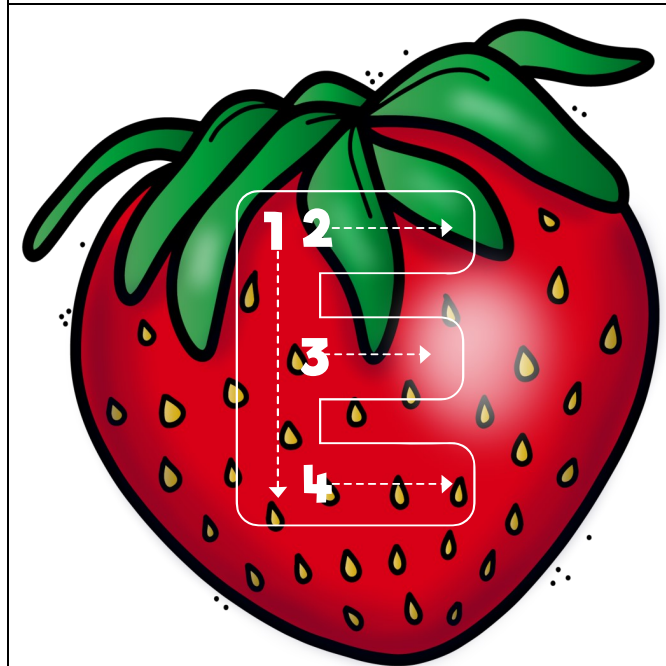




















Fraises de dénombrement







Imprimer, plastifier puis découper et poser dans un moule à muffin puis laisser l'enfant déposer le bon nombre
















CYCLE DE VIE D'UNE FRAISE



GRAINES

graines

graines



GERMINATION

germination

germination



PLANTE

plante

plante



FLORAISON

floraison

floraison



FRAISES VERTES & STOLON

fraises vertes & stolon

fraises vertes & stolon




FRAISES MÛRES

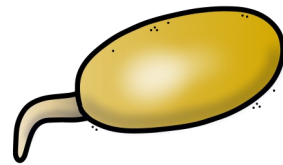

fraises mûres

fraises mûres



Cycle de vie d'une fraise




graines




germination





pousse





floraison




fraise verte



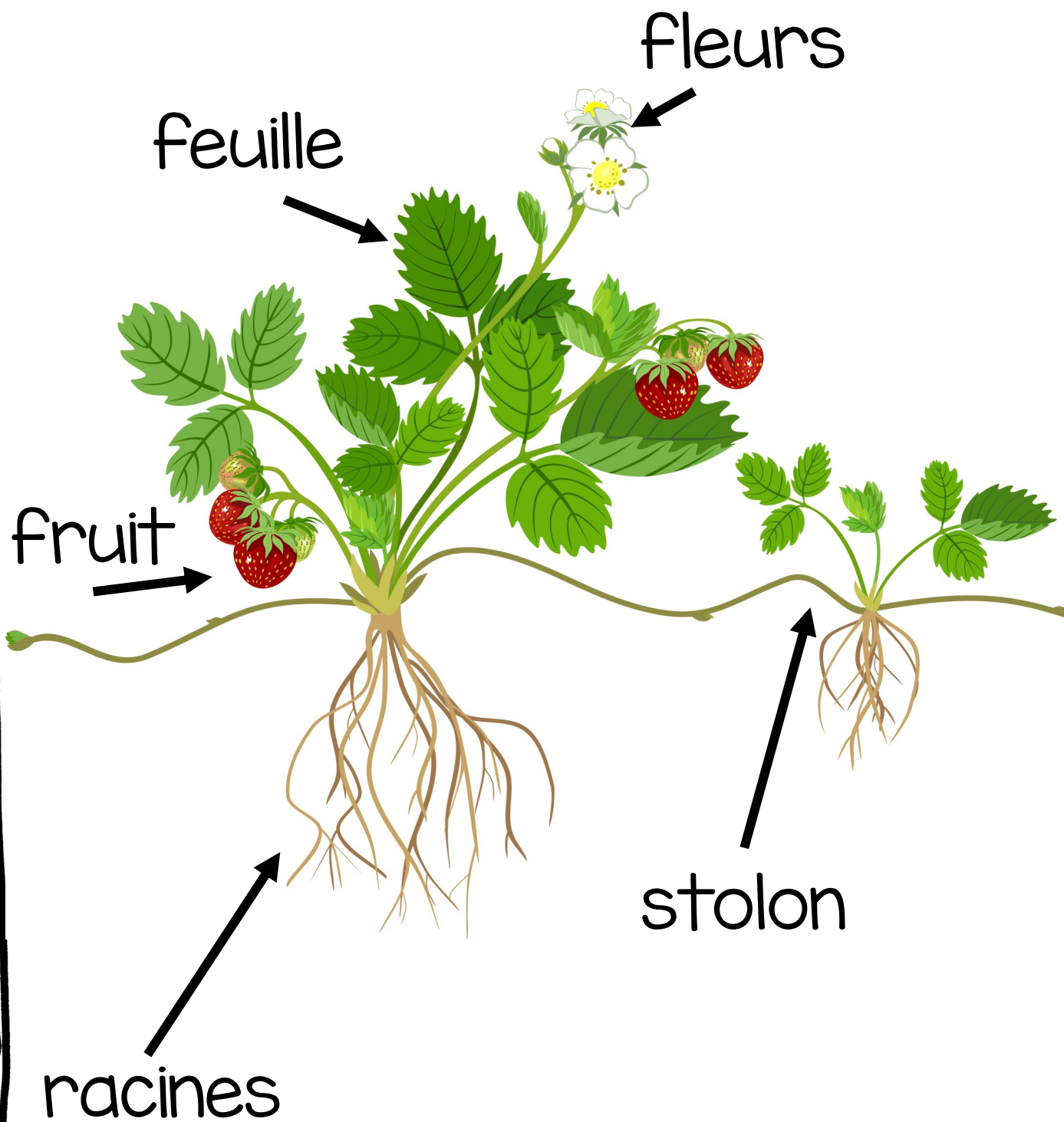
fraise mûre




Cycle de vie d'une fraise



Parties d'un fraisier




Parties d'un fraisier étiquettes




feuille	racines	fleurs
fruit	stolon	

Parties d'une fraise



Parties d'une fraise étiquettes



calice

pédoncule

akènes

Canaux
nourriciers

Masse
charnue




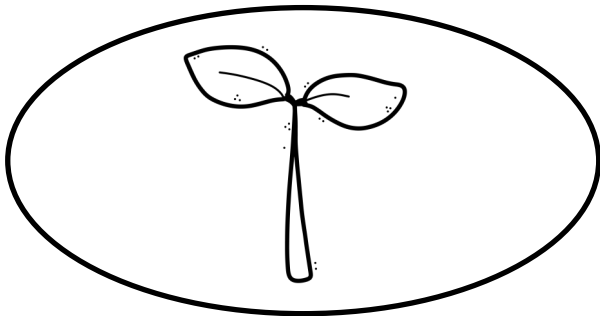

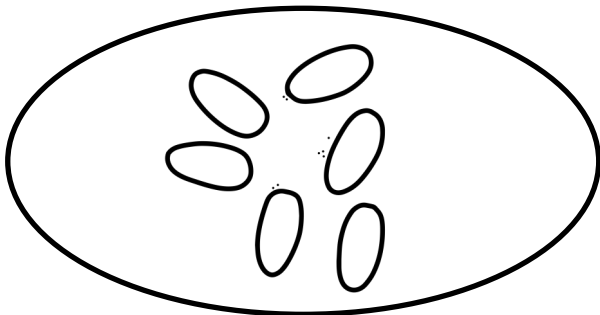
Fraise 3D







Imprimez les fraises sur du papier rouge, découpez les puis collez les coloriages de la cycle de vie sur chaque fraise..

Pliez les fraises en deux puis prenez une des fraises pliées en deux et appliquez de la colle sur l'un des côtés.



Posez dessus une deuxième fraise, vérifiez que les deux cercles concordent bien, appuyez bien pour que les deux fraises soient bien collés.

Répétez l'opération avec les 4 autres fraises.





Tracer les mots majuscules



GRAINES



FRAISE



FLORAISON

PLANTE

Tracer les mots script



graines

fraise



floraison

plante

F



FRAISE

FRAISE

G



GRAINE

GRAINE

p



PLANTE

PLANTE

T



TERRE

TERRE

Reconstruire mot majuscules



F	R	A	I	S	E	S

S	S	A	R	E	I	F
---	---	---	---	---	---	---

Reconstruire mot script



f	r	a	i	s	e	s

s	s	a	r	e	i	f
---	---	---	---	---	---	---


Reconstruire mot cursive

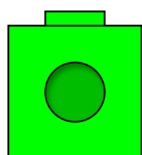



f	r	a	i	a	e	a

a	a	a	r	e	i	f
---	---	---	---	---	---	---

MESURER LES TAS DE FRAISES



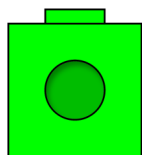



: _____



: _____

CM: _____

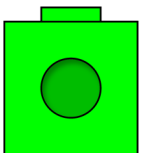
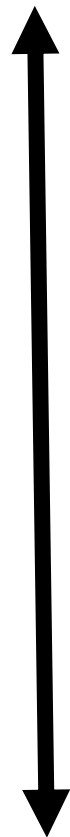



: _____



: _____

CM: _____

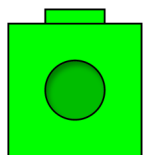



: _____



: _____

CM: _____

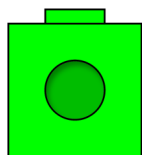



: _____



: _____

CM: _____

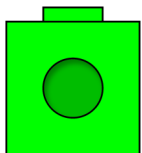



: _____



: _____

CM: _____



: _____



: _____


CM: _____

Relier




Memory

mamandesfauves



mamandesfauves



mamandesfauves



mamandesfauves



mamandesfauves



mamandesfauves



mamandesfauves



mamandesfauves



mamandesfauves



mamandesfauves




mamandesfauves




mamandesfauves




mamandesfauves




mamandesfauves




mamandesfauves




mamandesfauves



mamandesfauves



mamandesfauves



mamandesfauves



mamandesfauves



mamandesfauves




mamandesfauves



mamandesfauves



mamandesfauves



mamandesfauves



mamandesfauves



mamandesfauves



mamandesfauves



mamandesfauves



mamandesfauves



mamandesfauves



mamandesfauves



mamandesfauves



mamandesfauves




mamandesfauves




mamandesfauves




mamandesfauves




mamandesfauves



mamandesfauves



mamandesfauves



mamandesfauves



mamandesfauves



mamandesfauves



mamandesfauves



mamandesfauves



mamandesfauves



mamandesfauves



mamandesfauves

