

CAHIER D'ACTIVITÉS

NOËL

Maman des fauves



Merci d'avoir téléchargé cahier d'activités pour Noël

Ce matériel gratuit est destiné à usage personnel ou éducatif. Vous pouvez imprimer autant de copies que vous le souhaitez. Ces documents appartiennent à maman des fauves.

Vous avez le droit de:

Télécharger les fichiers et les utiliser chez vous ou dans l'école.

Partager le lien du blog ou site quand vous échangez avec d'autres personnes.

Vous n'avez pas le droit de:

Changer les documents.

Garder les documents sur vos sites web ou blogs.

Vendre les fichiers ou partir des fichiers.

Vendre fichiers imprimés entiers ou en parties

Si vous en servez et que vous publiez sur les réseaux sociaux n'oubliez pas d'écrire

@mamandesfauves et/ou #mamandesfauves pour que je puisse voir vos réalisations!

N'hésitez pas à me contacter pour toutes questions ou si vous avez vu des erreurs.

Clipart venu de:



Index

Idées activités	page 4
STEAM	page 5
Comptine	page 6
Sapin 3D	pages 7-8
Graphisme ps-gs	pages 9-15
Chaussette de Noël graphisme	page 16
Colorier le bon nombre	page 17
Coller gommettes	pages 18-19
Coloriage magique	page 20
Mesurer	pages 21-26
Colorier le bon chiffre	page 27
Reconstitution mots	pages 28-45
Entourne le bon mot	pages 46-48
Tracer les mots	pages 49-50
Trouver l'intrus	page 51
Tri par taille	page 52
Relier	pages 53
Cartes à lacer	pages 54-55
Memo	pages 57-67

Idées d'activités

Activité sensorielle:

Bac sensoriel avec du riz coloré et des éléments de Noël comme des mini boules de Noël.

Créer des sapins de Noël en 3D avec de la pâte à modeler, décorer avec des perles.

Activité physique:

De de motricité de Noël, disponible sur www.mamandesfautes.com

Arts visuels:

Découper des bandes dans du papier coloré ou dessiné afin de créer un sapin en collant les bandes.

Faire des empreintes des mains et des pieds afin de créer un papa Noël, un sapin et un bonhomme de neige.

Créer des boules de Noël avec des pochettes à plastifier, un gabarit que vous aurez découpé l'intérieur et du papier soie coupés en morceaux.

Créer un ornement de Noël

Écrivez un message codé en utilisant code binaire. Le code binaire vous pouvez le trouver [ici](#).

0 = perle rouge

1 = perle vert ou blanc

Vous aurez besoin des fils chenilles et des perles.



Petits lutins Petits lutins, dépêchez-vous,
Père Noël a besoin de vous. *(Remuer tous les doigts)*

Le premier achète tous les jouets.

Le second les emballe à sa façon.

Le troisième leur met une jolie ficelle.

Le suivant écrit le nom des enfants.

Le dernier doit tous les distribuer.

(Placer au fur et à mesure les doigts des deux mains les uns en face des autres:)

Petits lutins



(Mettre les mains sur la tête en formant un chapeau pointu)

Merci beaucoup

(S'incliner en avant, toujours les mains sur la tête)

Pour l'an prochain, Reposez-vous.


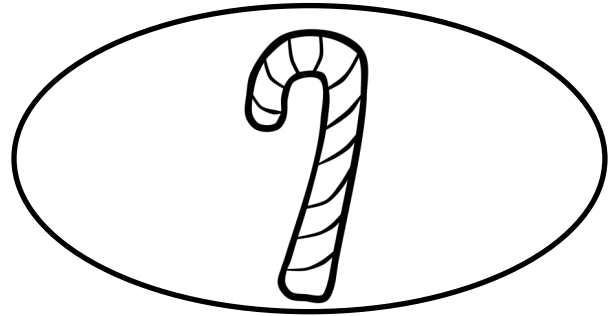
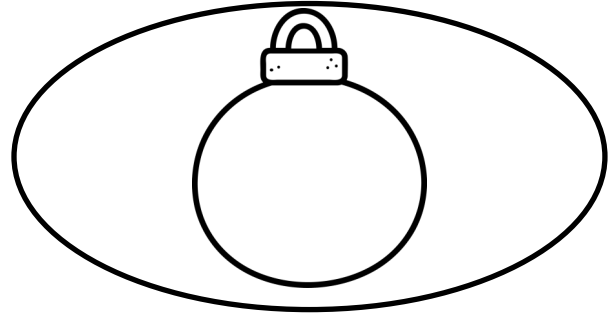

(Poser la tête inclinée sur les deux mains, pour dormir)











Sapin 3D

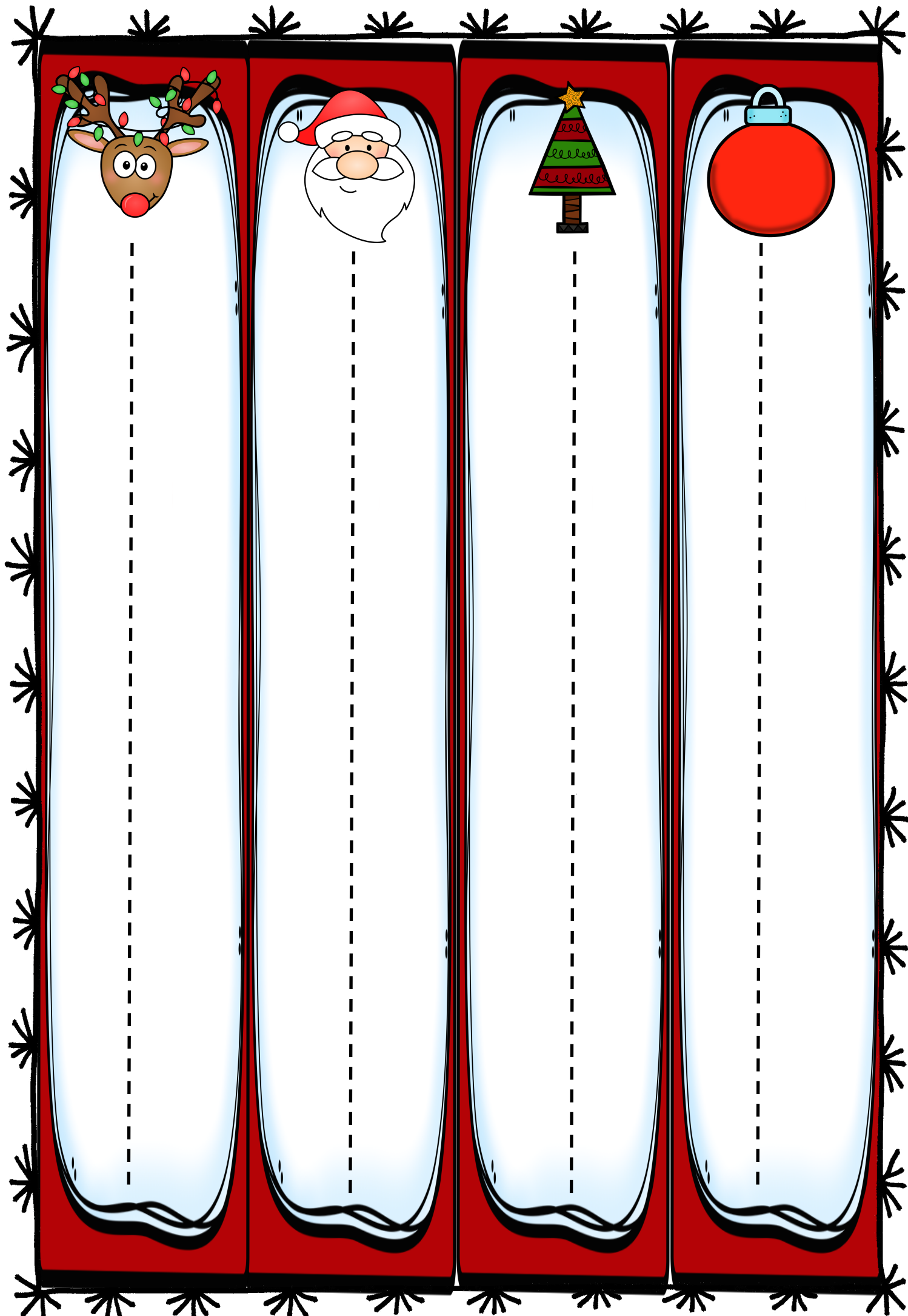
Imprimez d'abord cette feuille pour colorier les vignettes puis imprimez les sapins sur du papier vert, collez une vignette découpé et colorié sur chaque sapin, découpez les puis pliez les en deux puis prenez un sapin plié en deux et appliquez de la colle sur l'un des côtés. Posez dessus une deuxième sapin, vérifiez que les deux sapins concordent bien, appuyez bien pour que les deux sapins soient bien collés.

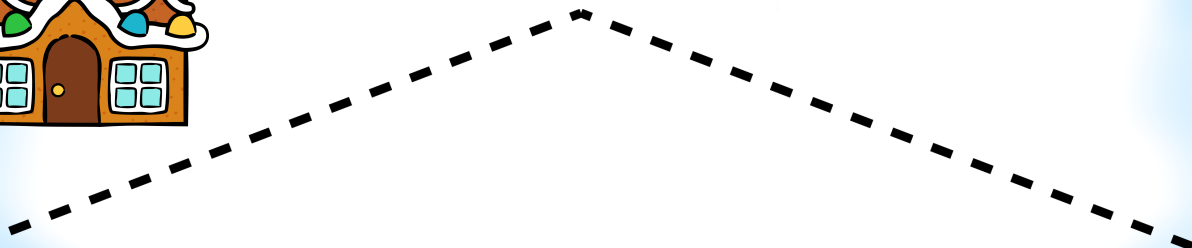
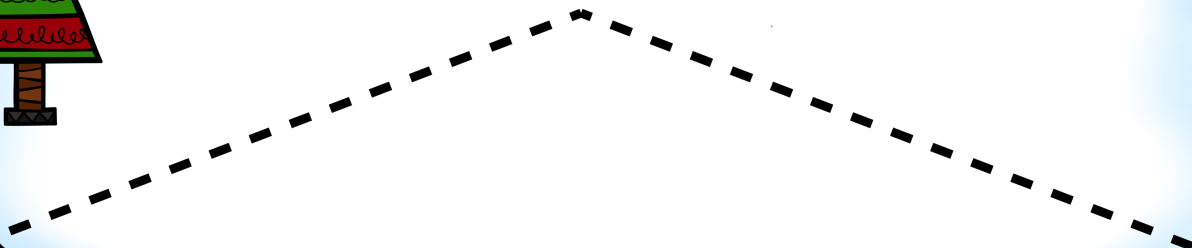
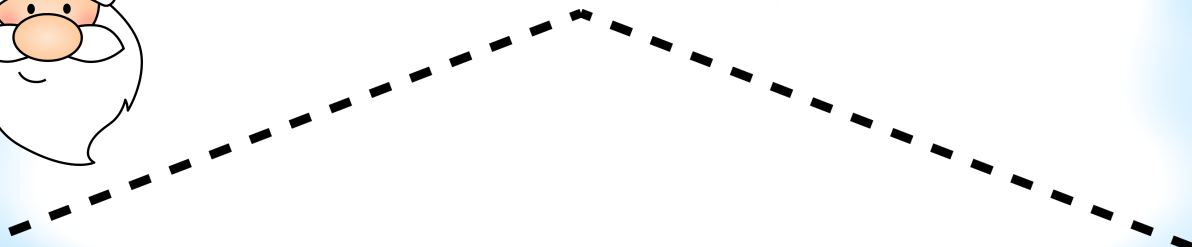
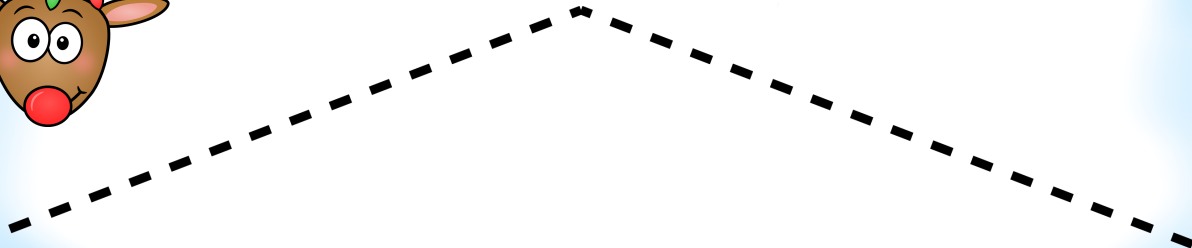
Répétez l'opération avec les 4 autres sapins.

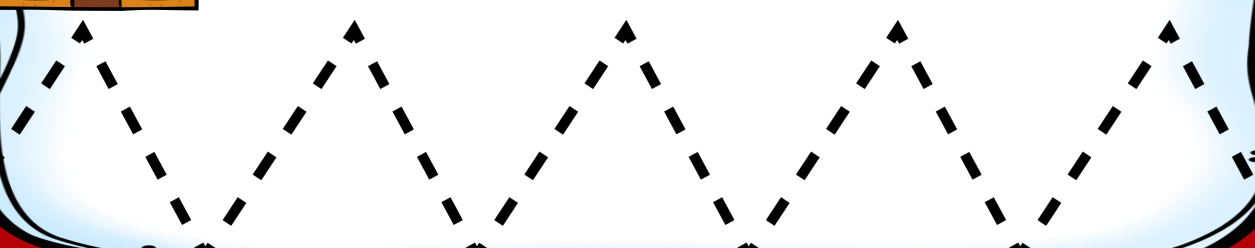
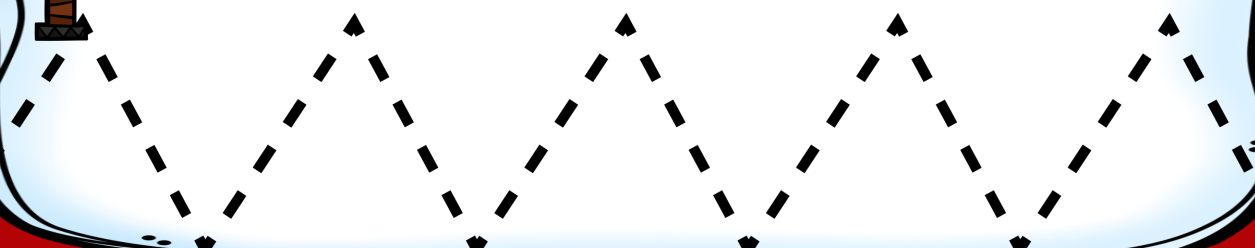




























Tracer les formes




Graphisme chaussette de Noël







exemples



Colorier le bon nombre de chaussettes de Noël





8



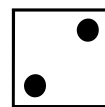
3





1




2




3





4











5





6

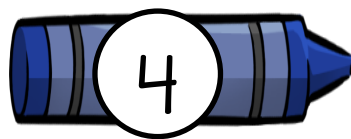

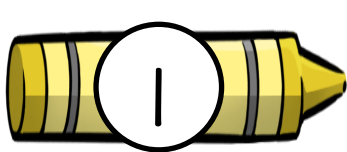
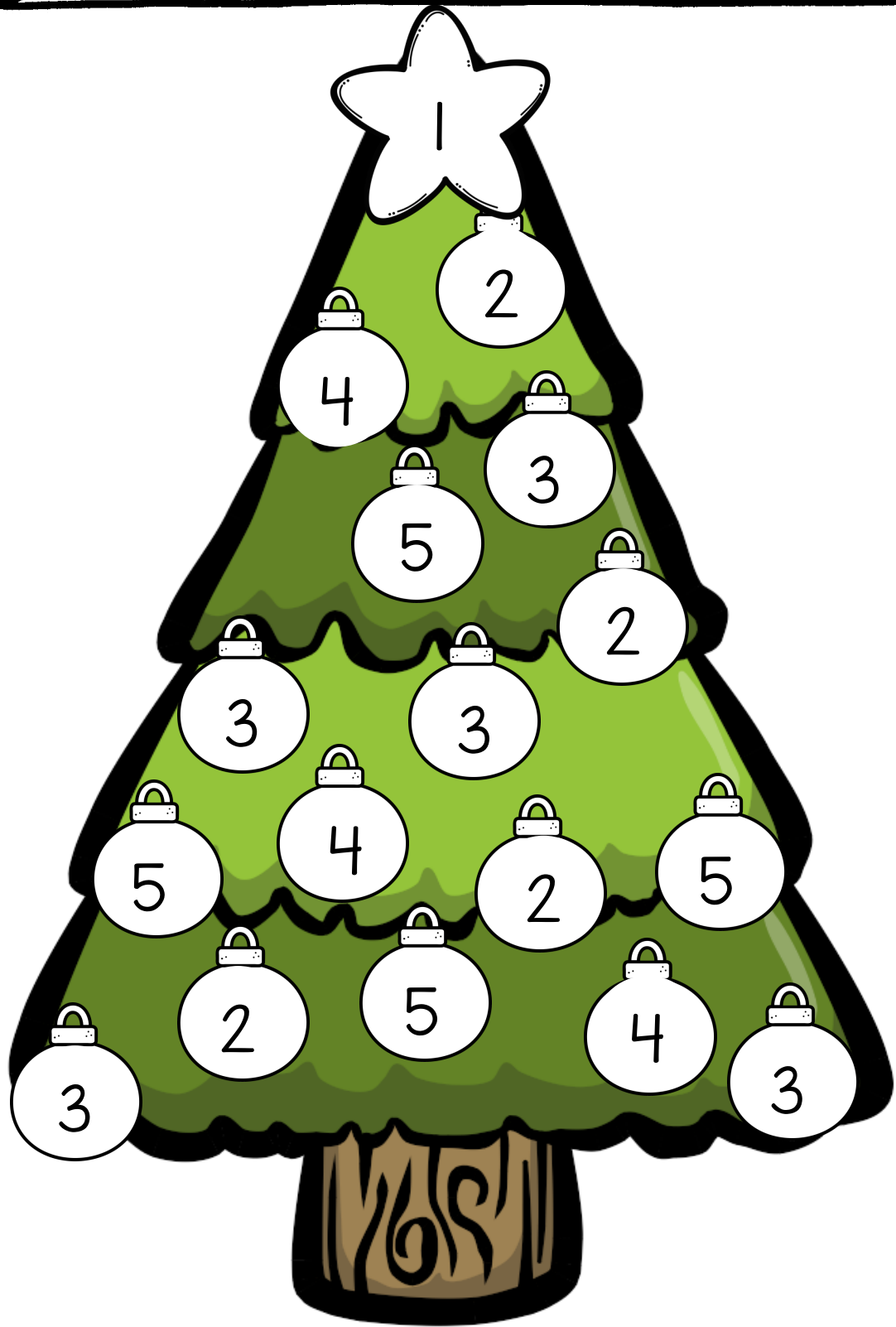


7



8





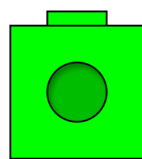
Mesurer les cadeaux



Combien de



: _____



: _____

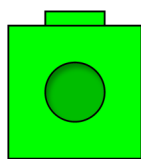
CM:



Combien de



: _____



: _____

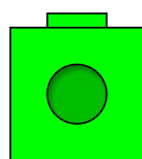
CM:



Combien de



:



:

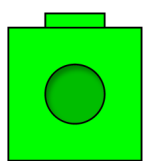
CM:



Combien de




: _____



: _____

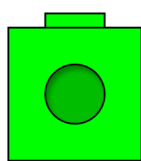
CM:



Combien de



:



:

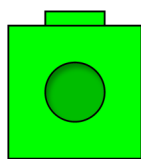
CM:



Combien de









:




:

CM:




Reconstitution des mots majuscules



M	A	I	S	O	N

I	S	A	O	M
---	---	---	---	---



R	E	N	N	E

N	N	E	R	E
---	---	---	---	---




C	A	D	E	A	U

U	A	A	E	C	D
---	---	---	---	---	---




P	È	R	E	-	N	O	Ë	L

È	R	È	P	E	-	O	L	N
---	---	---	---	---	---	---	---	---



S	A	P	I	N


S	N	P	I	A
---	---	---	---	---



L	U	T	I	N


N	U	I	L	T
---	---	---	---	---

Reconstitution des mots script




m	a	i	s	o	n

i	s	a	o	m
---	---	---	---	---



r	e	n	n	e

n	n	e	r	e
---	---	---	---	---




c	a	d	e	a	u

u	a	a	e	c	d
---	---	---	---	---	---




p	è	r	e	-	N	o	ë	l

ë	r	è	p	e	-	o	l	N
---	---	---	---	---	---	---	---	---



s	a	p	i	n


s	n	p	i	a
---	---	---	---	---



l	u	t	i	n


n	u	i	l	t
---	---	---	---	---

Reconstitution des mots cursive



m	a	i	a	a	n

i	a	a	m
---	---	---	---



r	e	n	n	e

n	n	e	r	e
---	---	---	---	---




c	a	d	e	a	u

u	a	a	e	c	d
---	---	---	---	---	---




P	è	r	e	-	N	a	ë	l

ë	r	è	P	e	-	a	l	N
---	---	---	---	---	---	---	---	---



a	a	p	i	n

a	n	p	i	a
---	---	---	---	---



l	u	t	i	n

n	u	i	l	t
---	---	---	---	---

Entourne le bon mot majuscules

NOËL

SAPIN

NOËL

NOËL

RENNE

CHAUSSETTES

BOULES

NOËL

NEIGE

NOËL

Combien mots **NOËL** à tu trouvé?

Entourne le bon mot script

Noël

sapin

Noël

Noël

renne

chaussettes

boules

Noël

Noël

neige

Combien mots **Noël** à tu trouvé?

Entourne le bon mot cursive

Noël

sapin

Noël

Noël

renne

chaussettes

Noël

boules

neige


Combien mots Noël à tu trouvé?

Noël


Tracer les mots majuscules



RENNE



SAPIN



BOULE




PÈRE NOËL


Tracer les mots script



renne



sapin






boule







Père-noël

Trouver l'intrus




Trier par taille croissant et décroissant









Memory



mamandesfautes




mamandesfautes




mamandesfautes



mamandesfautes



mamandesfautes




mamandesfautes








mamandesfautes



mamandesfautes



mamandesfautes



mamandesfautes



mamandesfautes




mamandesfautes






mamandeslautes




mamandeslautes



mamandeslautes



mamandeslautes



mamandeslautes



mamandeslautes





mamandesfautes



mamandesfautes


mamandesfautes




mamandesfautes



mamandesfautes



mamandesfautes





mamandeslautes



mamandeslautes



mamandeslautes



mamandeslautes



mamandeslautes



mamandeslautes



