

Cahier d'activités

les abeilles-maternelle

Maman des fauves



Merci d'avoir téléchargé activités trousse d'activité de Pâques

Ce matériel gratuit est destiné à usage personnel ou éducatif. Vous pouvez imprimer autant de copies que vous le souhaitez. Ces documents appartiennent à maman des fauves.

Vous avez le droit de:

Télécharger les fichiers et les utiliser chez vous ou dans l'école.

Partager le lien du blog ou site quand vous échangez avec d'autres personnes.

Vous n'avez pas le droit de:

Changer les documents.

Garder les documents sur vos sites web ou blogs.

Vendre les fichiers ou partir des fichiers.

Vendre fichiers imprimés entiers ou en parties

Si vous en servez et que vous publiez sur les réseaux sociaux n'oubliez pas d'écrire @mamandesfauves et/ou #mamandesfauves pour que je puisse voir vos réalisations!

N'hésitez pas à me contacter pour toutes questions ou si vous avez vu des erreurs.

Clipart venu de:



Index

Idées activités	page 4
Comptine	page 5
STEAM	page 6
Graphisme	page 7-14
Relier	page 15
Coller les gommettes	page 16
Atelier des mots	pages 17-18
Tracer les mots	pages 19-20
Tapis d'écriture	pages 21-22
Déposer le bon nombre	pages 23-34
Combien d'abeilles	pages 35-38
Puzzles chiffres	page 39
Puzzles mots	pages 40
Do a dot lettres	pages 41-42
Do a dot images	page 43
Cycle de vie d'une abeille	pages 44-46
Cartes à lacer	page 47
Cherche et trouve	page 48
Memory	pages 49-62

Idées d'activités

Activité sensoriel:

Déposer des « œufs » (tictac) avec des pinces dans les alvéoles de la ruche (ce moule à glaçon)

Pâte à modeler miel:

250 g farine

60 g sel

2 CS miel

1 CS huile

200 ml eau bouillant

Mélanger les aliments sec puis tout mélanger ensemble afin d'obtenir une pâte moelleuse.

Activité STEM:

Les jardins des abeilles page 6

Activité physique:

Dès de motricité sur le thème des insectes disponible ici.

Arts plastiques:

Créer une ruche en faisant des empreinte avec du papier bulle puis dessiner des abeilles.

Construire une ruche avec du papier coupé en bandes puis pliée en hexagone, coller les hexagones entre elles afin de créer un nid d'abeille..

Jardin pour les abeilles

Jardin pour les abeilles

Pour commencer vous allez planter des fleurs qui ont beaucoup de nectar et de pollen comme: des pensées, de l'herbe aux chats, des fraisiers, tomates puis des aromates. Toutes ces plantes peuvent se cultiver dans un bac sur votre balcon autant que dans le jardin!







Créer un hôtel à abeilles solitaires:

Une brique de lait

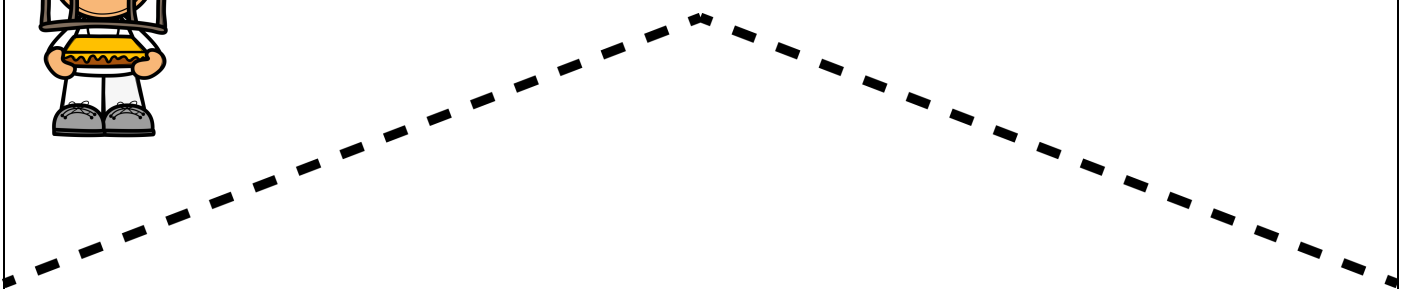
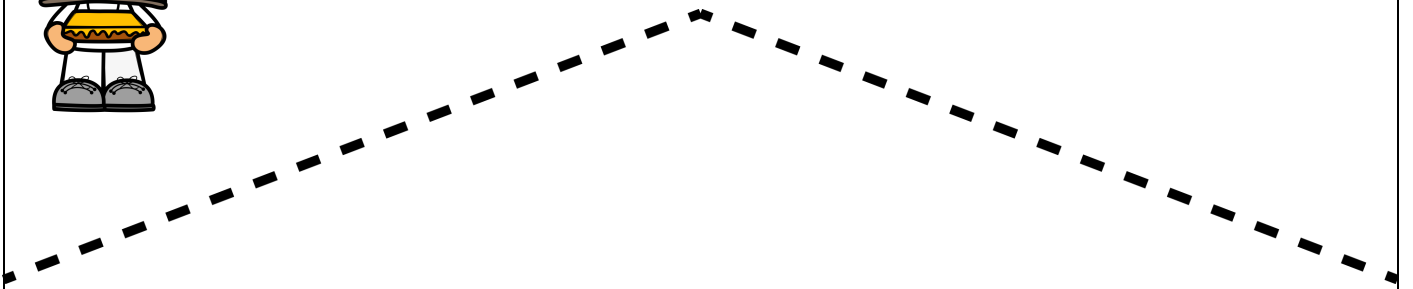

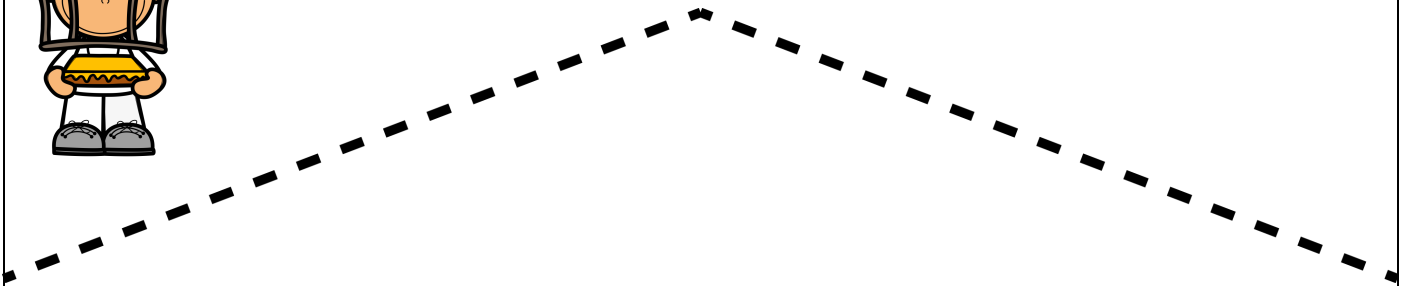

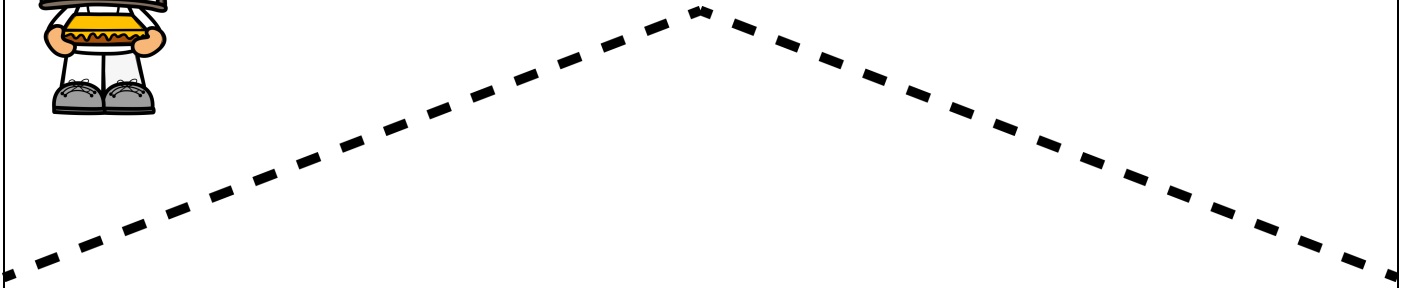

Des branches

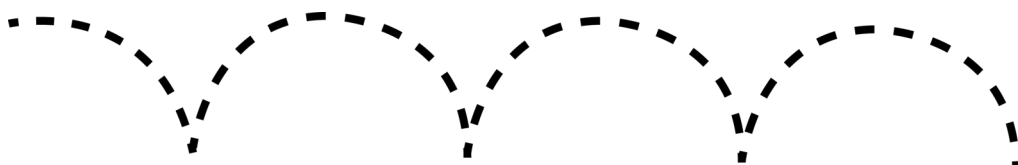

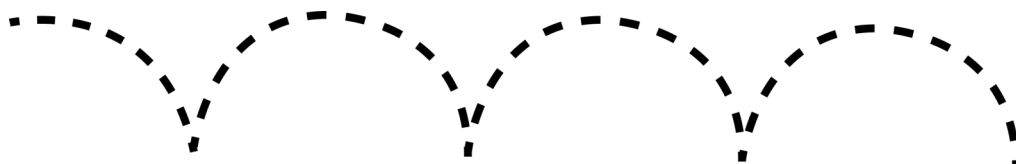
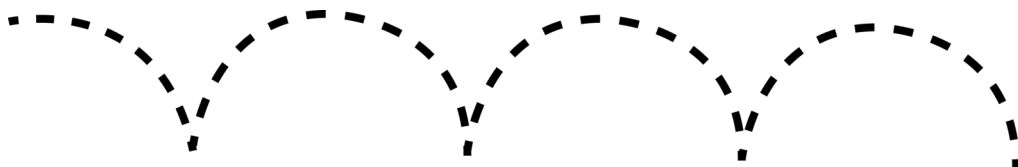
Vous découpez la brique afin d'enlever le haut. Puis mettre des branches sur la longueur afin de remplir la brique de lait et de cette manière créer des trous avec les branches pour que les abeilles solitaire puissent pondre leur œufs dedans.





GRAPHISME

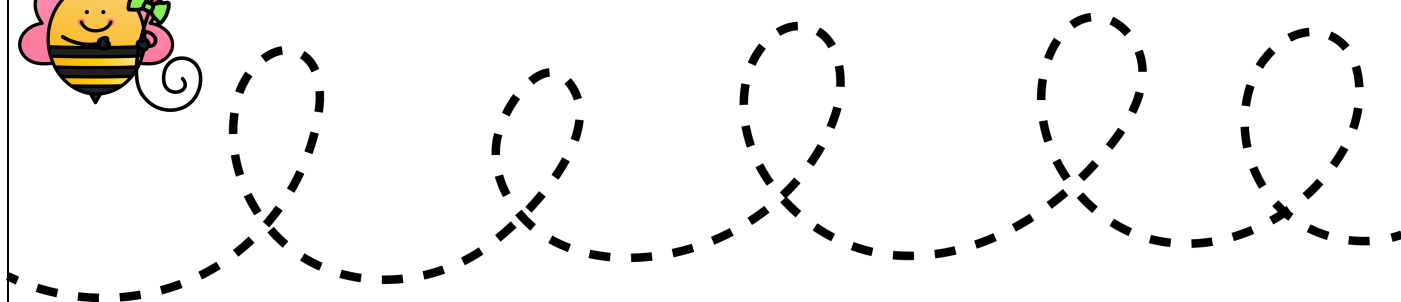
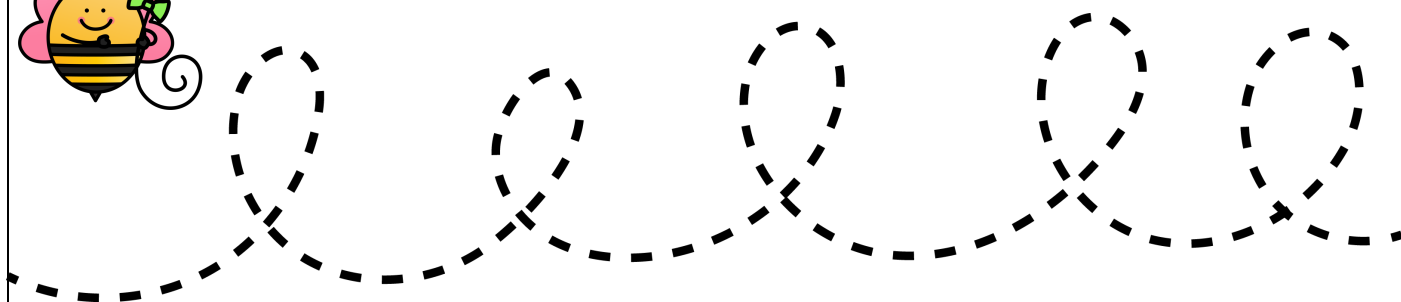
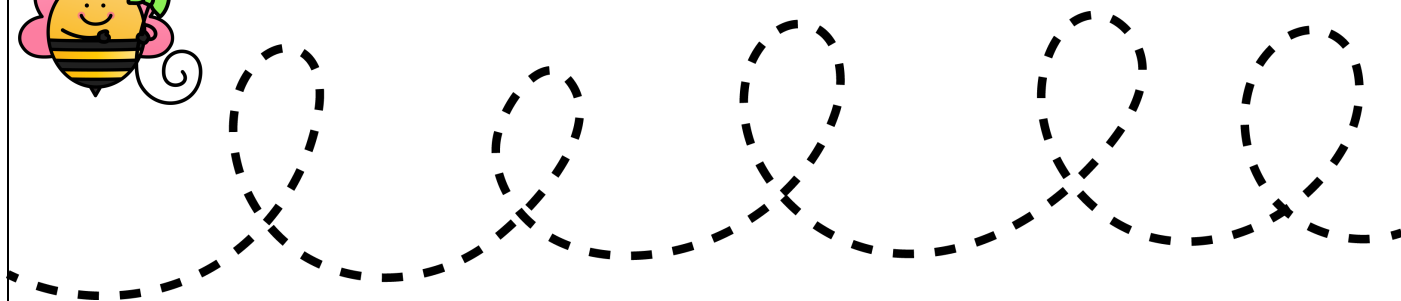
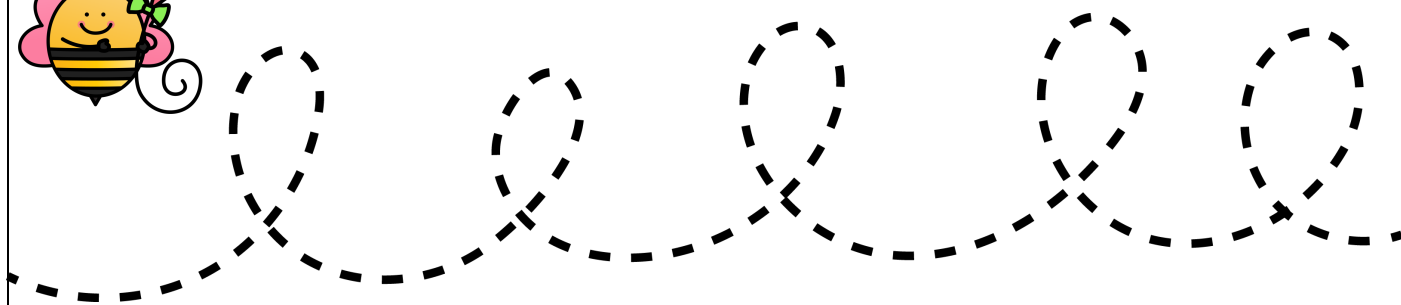


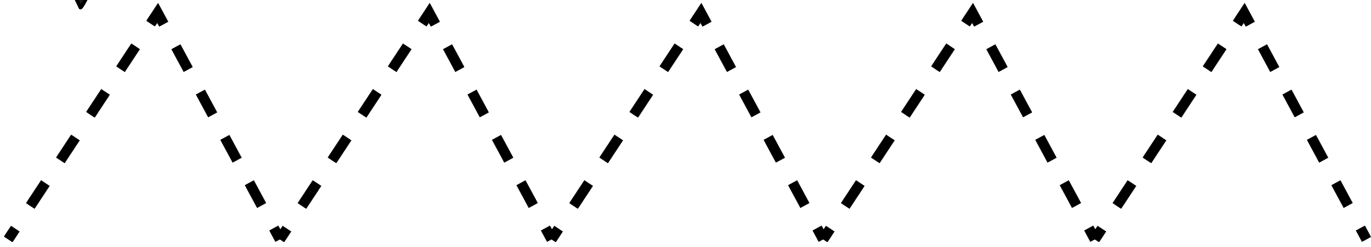
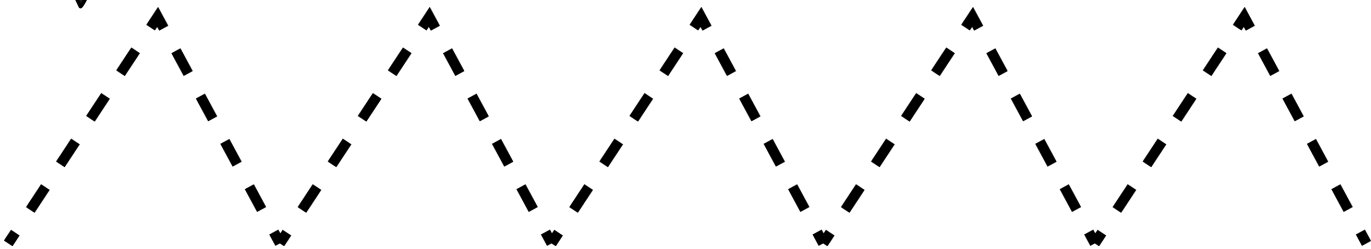
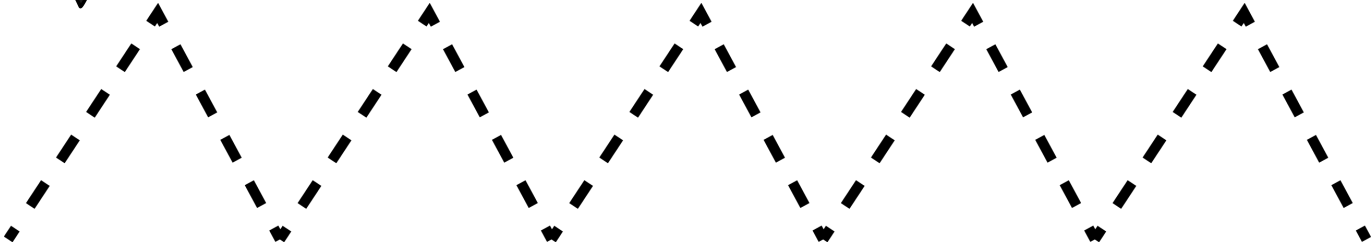
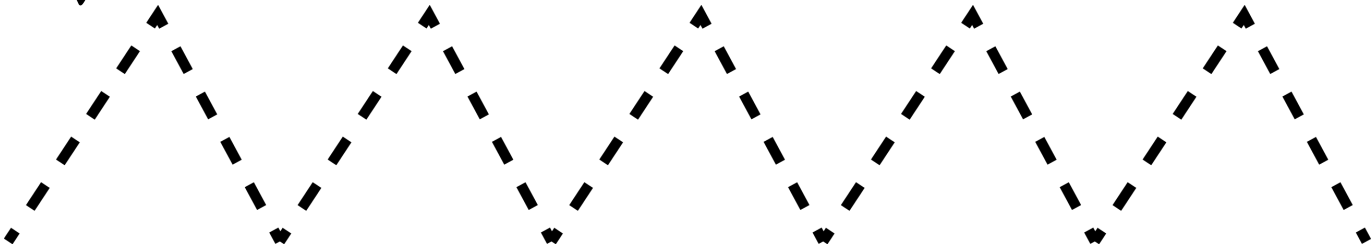






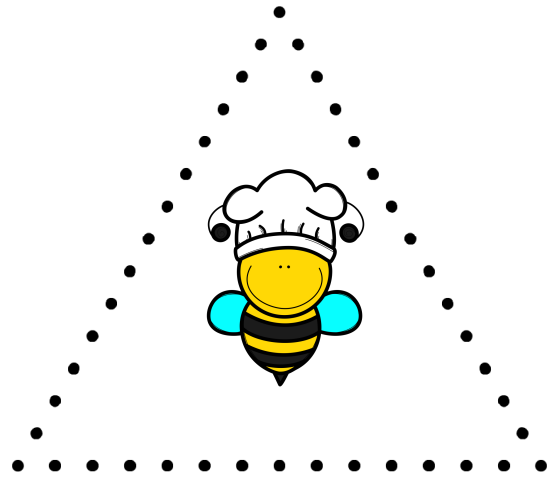















Tracer les formes

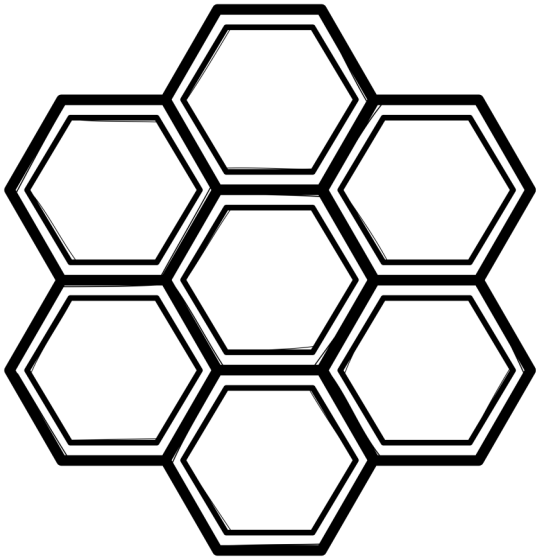


Relier

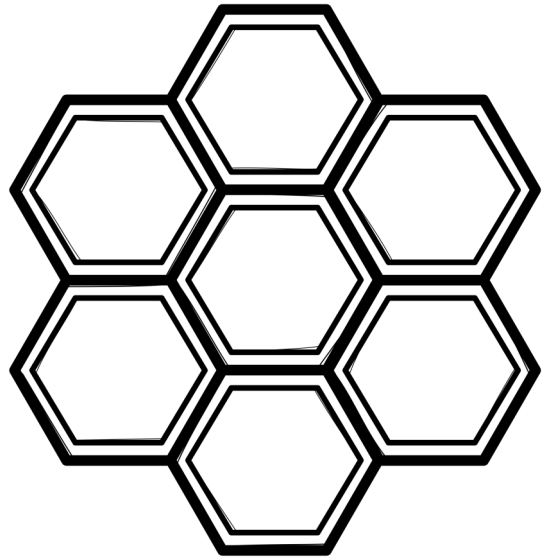


Coller le bon nombre de gommettes

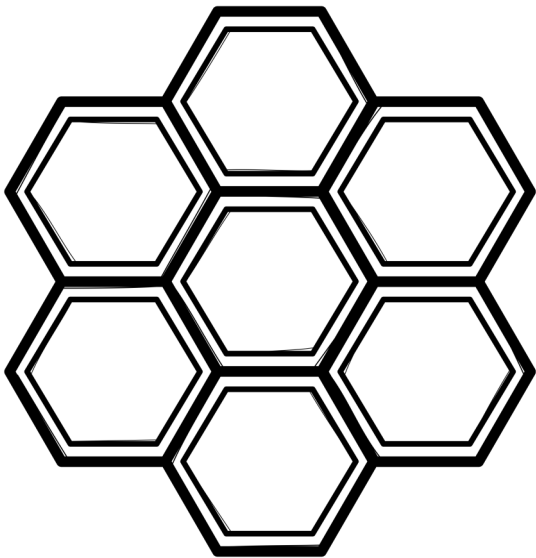
3



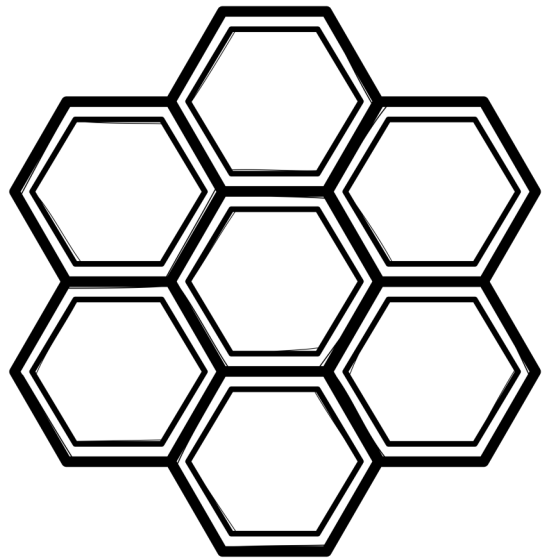
6



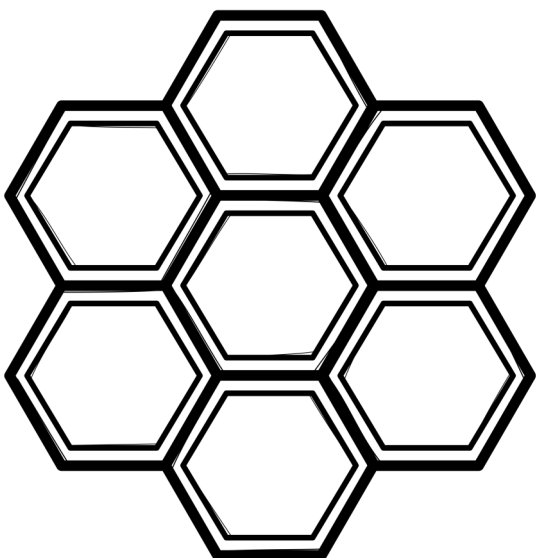
4



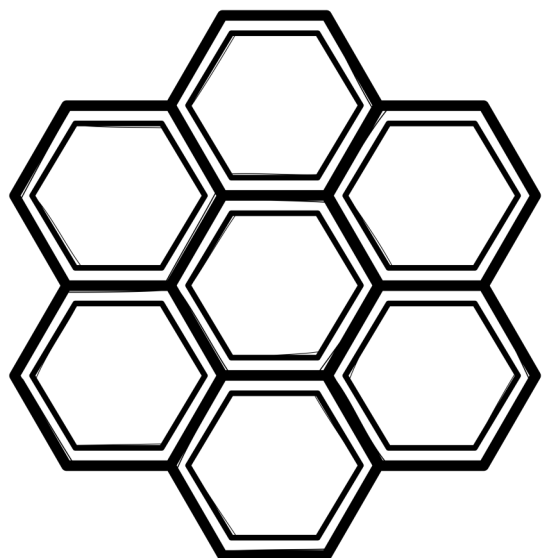
1



5



2





ABEILLE

--	--	--	--	--	--	--



MIEL

--	--	--	--



RUCHE

--	--	--	--	--



abeille

--	--	--	--	--	--	--



miel

--	--	--	--



ruche

--	--	--	--	--

Tracer les mots majuscules



ABEILLE



MIEL



RUCHE



POLLEN

Tracer les mots script



abeille



miel



ruche



pollen

A



ABEILLE

ABEILLE

M



MIEL

MIEL

p



POLLEN

POLLEN

R





RUCHE

RUCHE

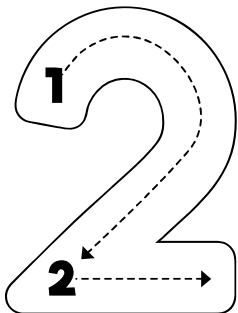

A decorative border surrounds the page, featuring a repeating pattern of cartoon bees with yellow and black stripes and light blue flowers. The bees and flowers are connected by a dotted line that follows the perimeter of the page.

Déposer le bon nombre d'abeilles

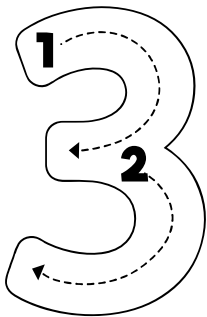

Imprimez, plastifiez et découpez pour avoir un jeu où il faut associer la chiffre avec le bon nombre.



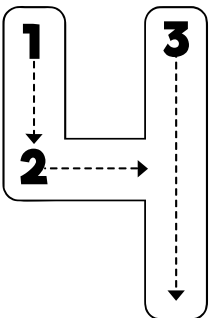

UN



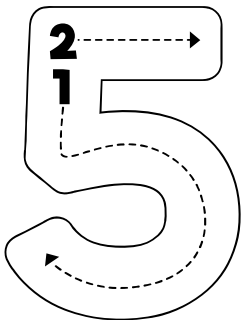

DEUX



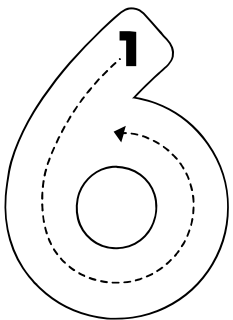

TROIS





QUATRE



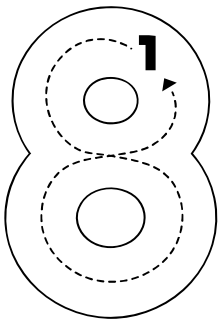

CINQ



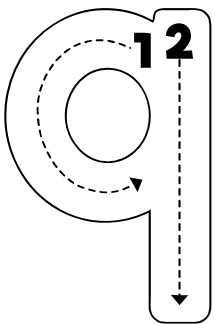

SIX



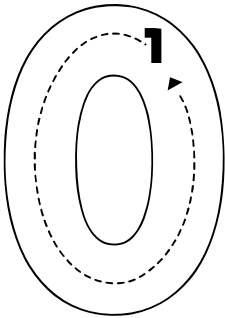
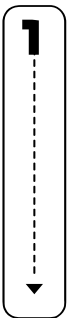

SEPT



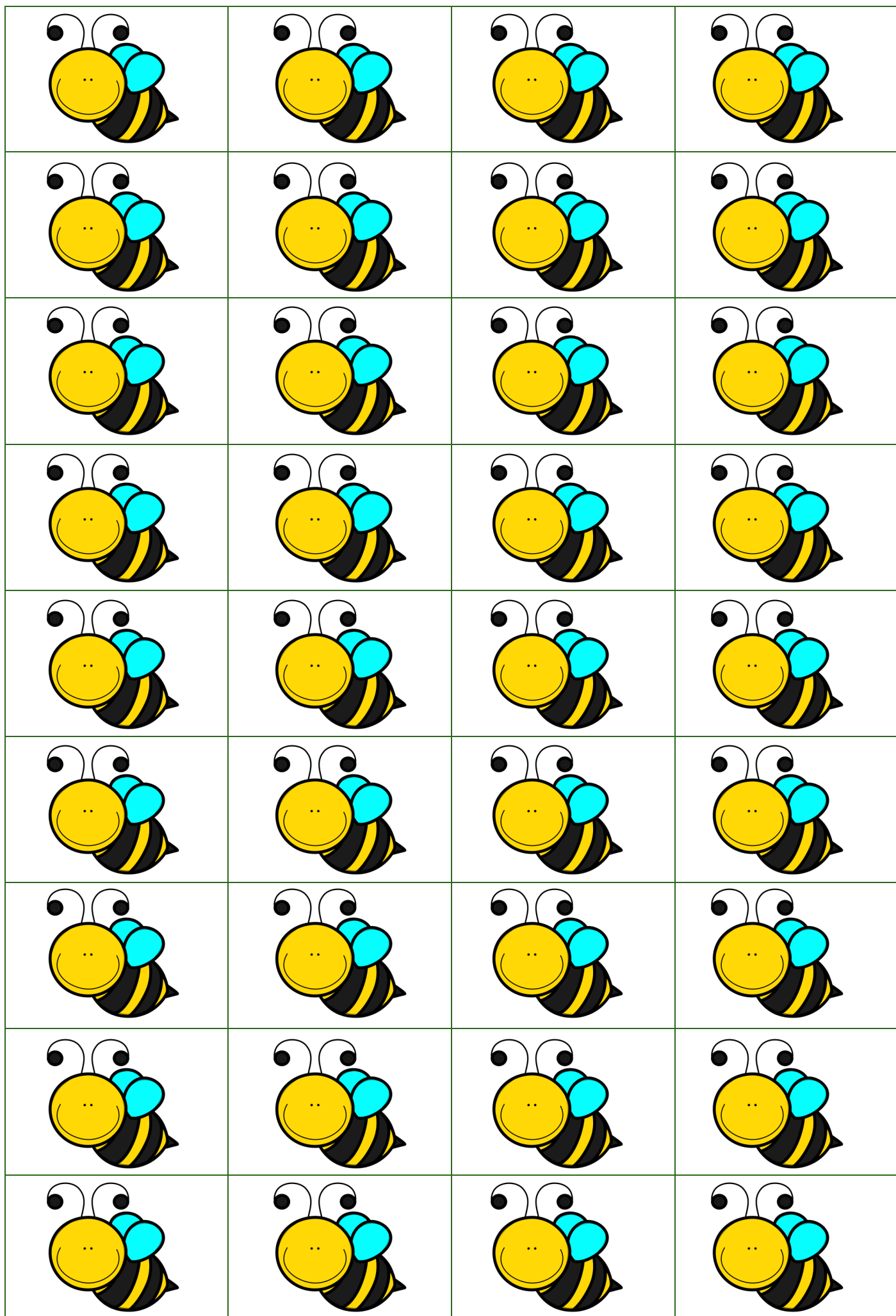
HUIT



NEUF










DIX







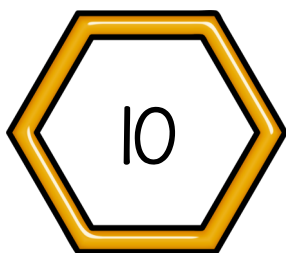
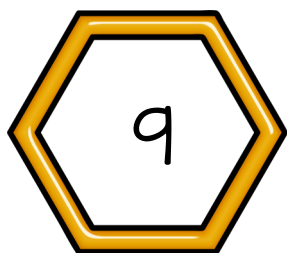
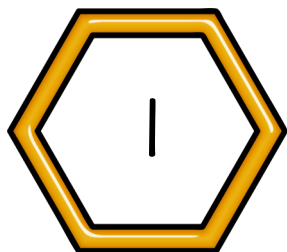
Combien d'abeille y'a-t-il dans la ruche?

Imprimez, plastifiez et découpez pour avoir un jeu où il faut associer le nombre d'abeilles avec la chiffre de l'alvéole de la ruche.











PUZZLE CHIFFRES



PUZZLE MOTS



A

B


E

I

L

L

E



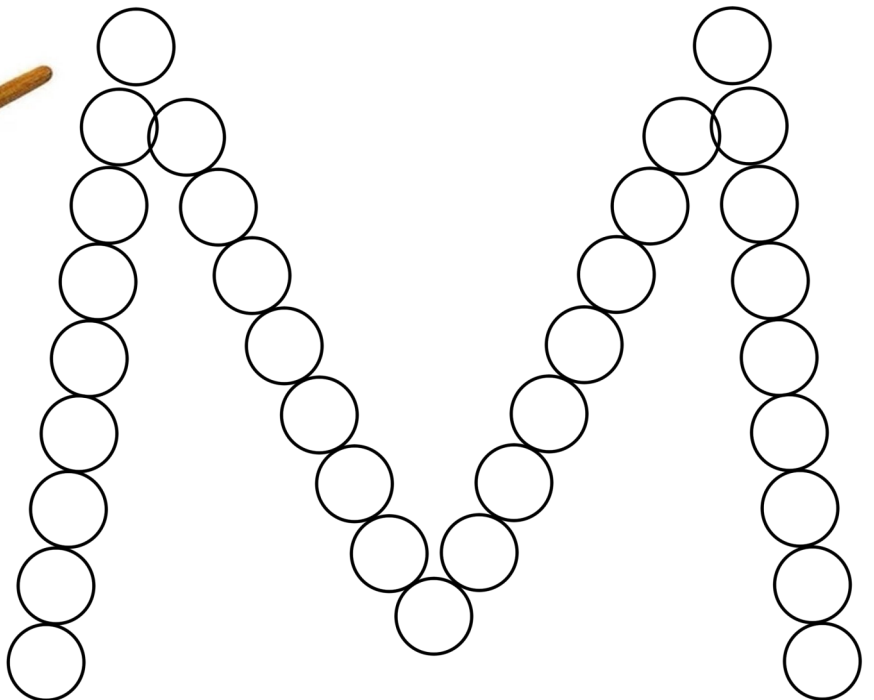
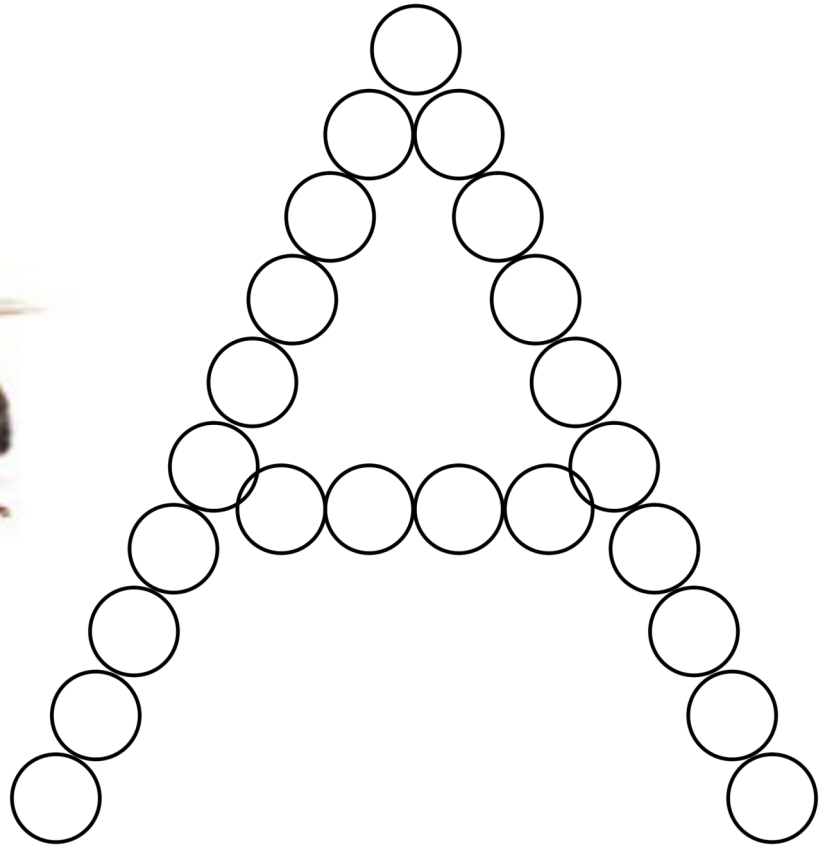
C

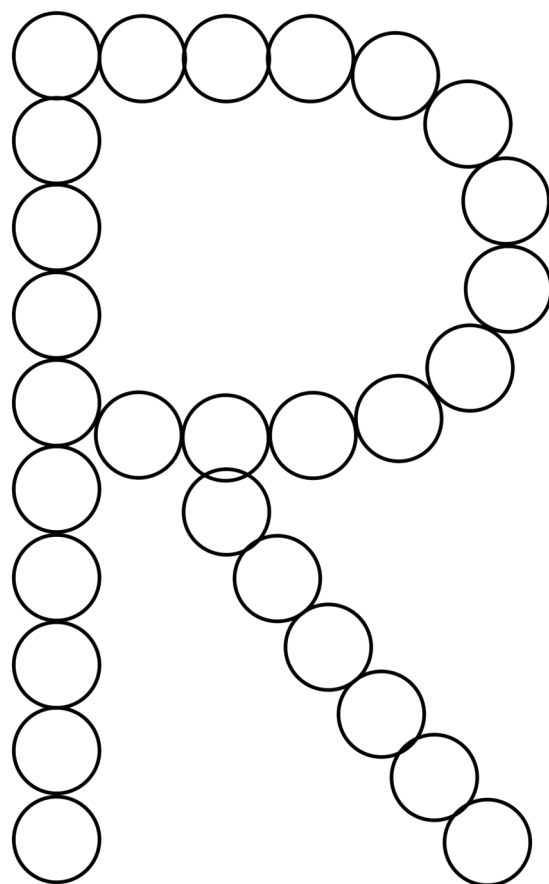
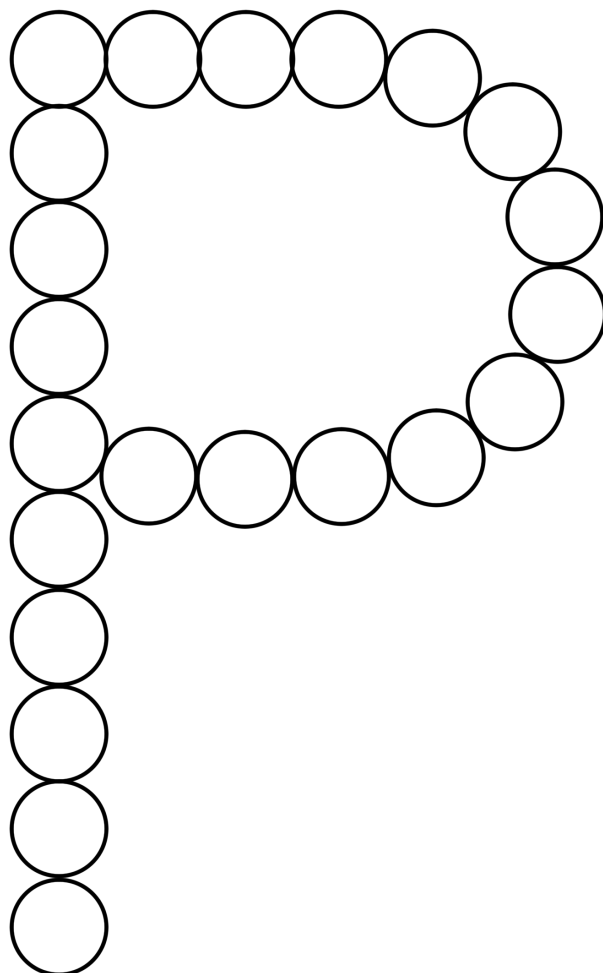
I

R



E

Do a dot lettres

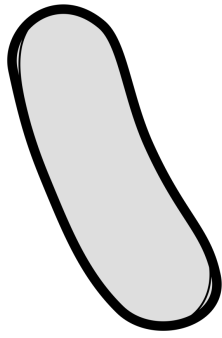




Do a dot images




Imagier cycle de vie d'une abeille



ŒUF

œuf


œuf



LARVE

larve


larve



NYMPHE

nympe


nympe



REINE DES ABEILLES

reine des abeilles


reine des abeilles



PONDAISON

pondaïson

pondaïson

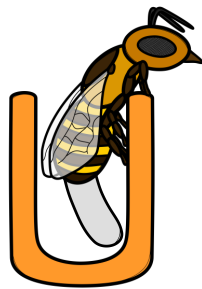


ÉCLOSION

éclosion

éclosion

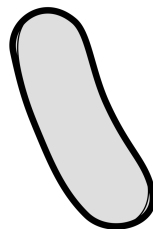
CYCLE DE VIE D'UNE ABEILLE



PONDAISON




ŒUF




LARVE




NYMPHE



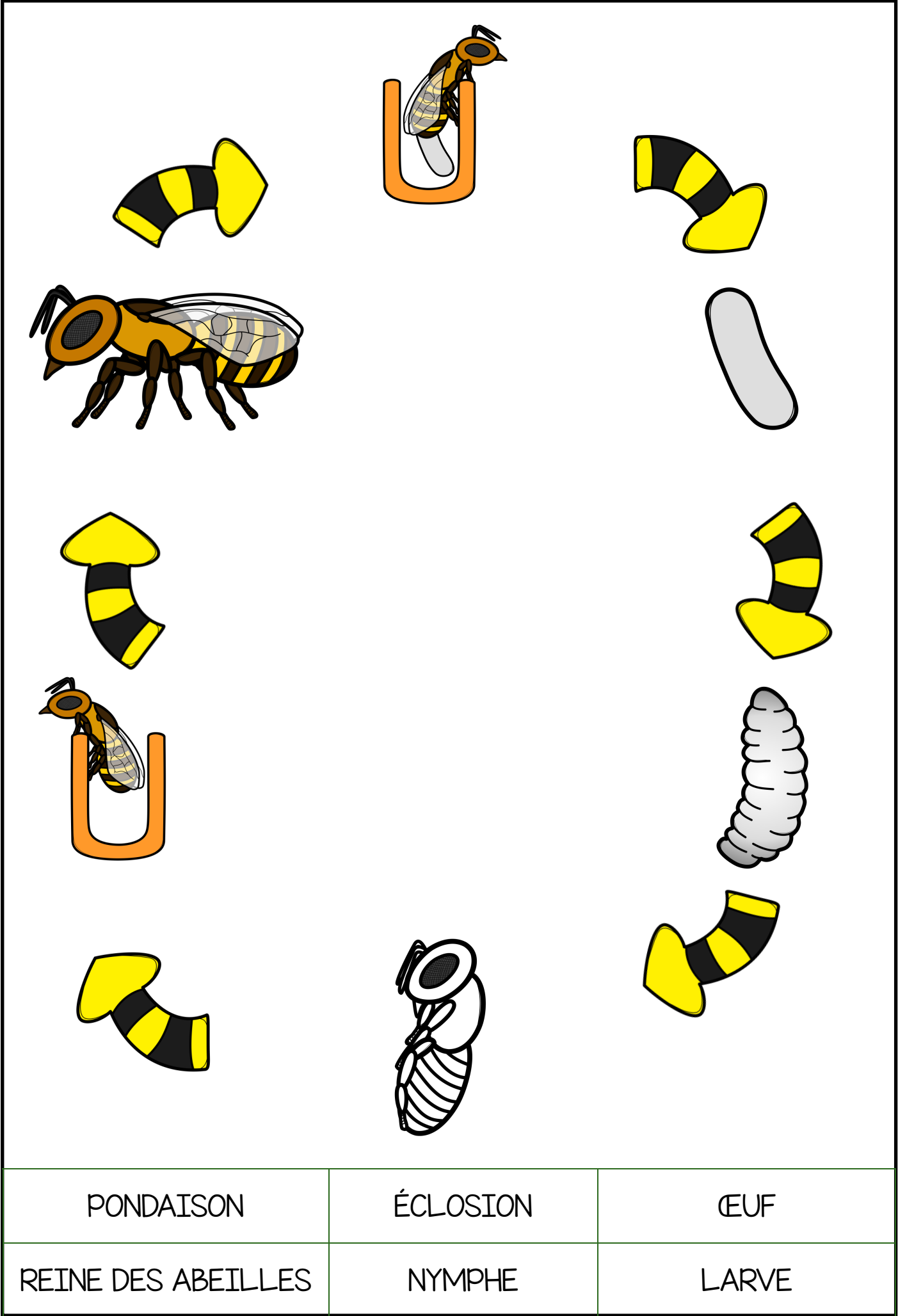
ÉCLOSION



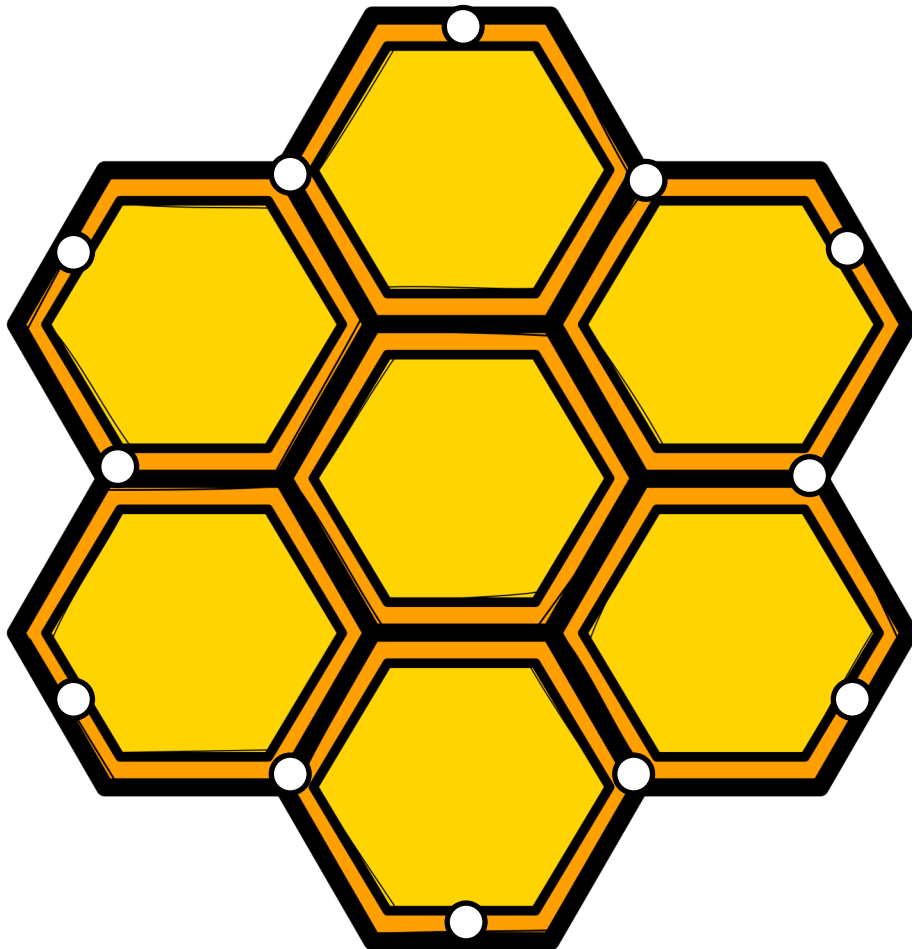

REINE DES ABEILLES



CYCLE DE VIE D'UNE ABEILLE ÉTIQUETTES



Cartes à lacer




Cherche et trouve




Memory

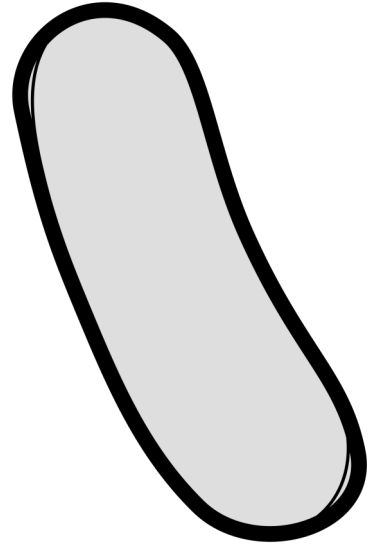
mamandesfauves



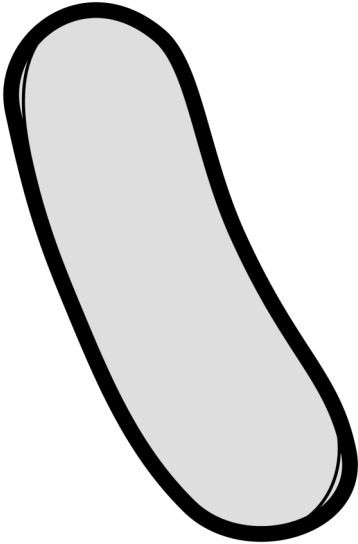
mamandesfauves




mamandesfauves




mamandesfauves




mamandesfauves




mamandesfauves







mamandesfauves




mamandesfauves




mamandesfauves



mamandesfauves




mamandesfauves




mamandesfauves

mamandesfauves



mamandesfauves



mamandesfauves



mamandesfauves




mamandesfauves




mamandesfauves







mamandesfauves




mamandesfauves




mamandesfauves



mamandesfauves




mamandesfauves




mamandesfauves


mamandesfauves




mamandesfauves



mamandesfauves



mamandesfauves




mamandesfauves




mamandesfauves







mamandesfauves




mamandesfauves




mamandesfauves



mamandesfauves




mamandesfauves




mamandesfauves


mamandesfauves




mamandesfauves




mamandesfauves




mamandesfauves




mamandesfauves




mamandesfauves







mamandesfauves




mamandesfauves




mamandesfauves



mamandesfauves




mamandesfauves




mamandesfauves

mamandesfauves



mamandesfauves




mamandesfauves




mamandesfauves




mamandesfauves




mamandesfauves







mamandesfauves




mamandesfauves




mamandesfauves



mamandesfauves




mamandesfauves




mamandesfauves


mamandesfauves




mamandesfauves




mamandesfauves




mamandesfauves




mamandesfauves




mamandesfauves







mamandesfauves




mamandesfauves




mamandesfauves



mamandesfauves



mamandesfauves




mamandesfauves

mamandesfauves



mamandesfauves



mamandesfauves



mamandesfauves




mamandesfauves




mamandesfauves







mamandesfauves




mamandesfauves




mamandesfauves



mamandesfauves



mamandesfauves



mamandesfauves