



Trousse d'apprentissages
pour la maternelle



Merci d'avoir téléchargé Safari trousse d'apprentissages I

Ce matériel gratuit est destiné à usage personnel ou éducatif. Vous pouvez imprimer autant de copies que vous le souhaitez. Ces documents appartiennent à maman des fauves.

Vous avez le droit de:

Télécharger les fichiers et les utiliser chez vous ou dans l'école.

Partager le lien du blog ou site quand vous échangez avec d'autres personnes.

Vous n'avez pas le droit de:

Changer les documents.

Garder les documents sur vos sites web ou blogs.

Vendre les fichiers ou partir des fichiers.

Vendre fichiers imprimés entiers ou en parties

Si vous en servez et que vous publiez sur les réseaux sociaux n'oubliez pas d'écrire @mamandesfauves et/ou #mamandesfauves pour que je puisse voir vos réalisations!

N'hésitez pas à me contacter pour toutes questions ou si vous avez vu des erreurs.

Clipart venu de:




Index





Comptine	page 4
Graphisme ps-gs	pages 5-11
Coller le bon nombre	pages 12
Mesurer les girafes	pages 13-15
Coloriage et écriture	pages 16-17
Empreintes des animaux	pages 18-19
Lecture et reconnaissance	pages 20-23
Trouver l'intrus	page 24
Tri par taille	page 25
Relier	pages 26
Cartes à lacer	pages 27
Memory	pages 28-39



COMPTINE

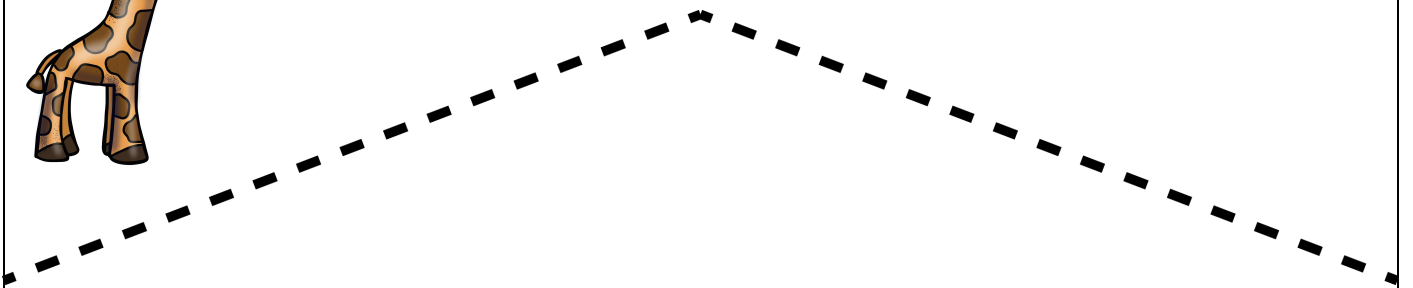

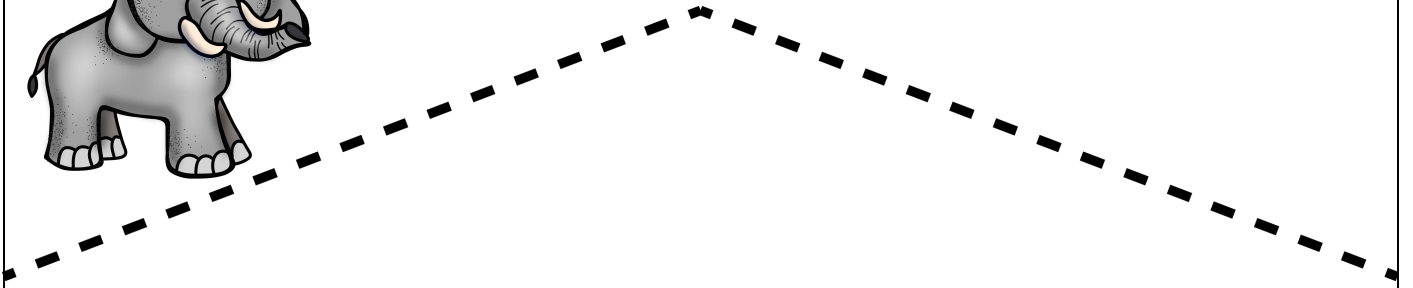

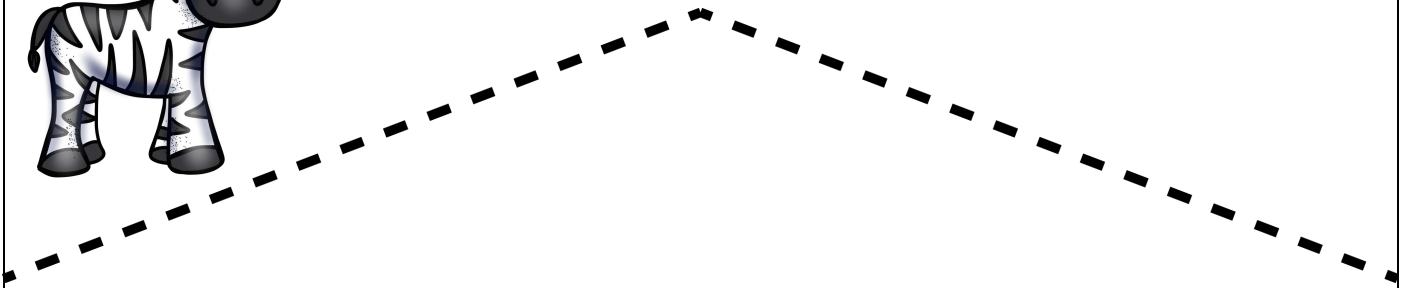
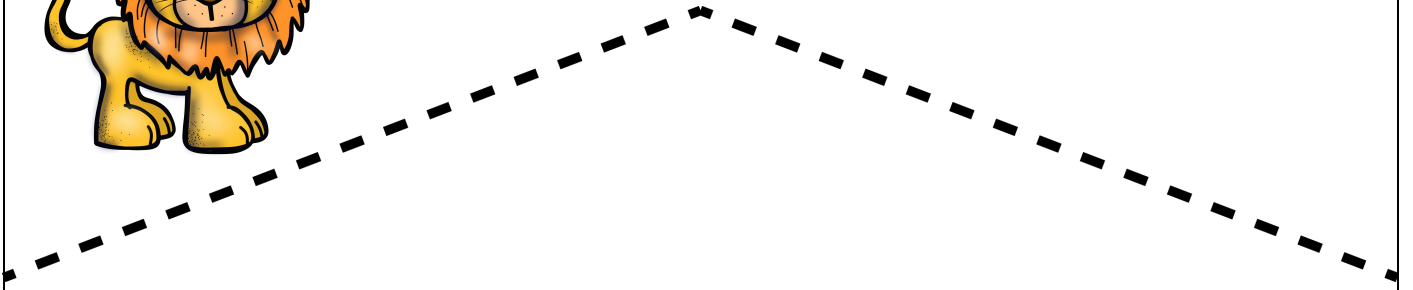
Les éléphants du Zimbabwe
Promenons-nous dans la forêt
pour trouver des noix sucrées
Soyez prudents
posez bien vos pieds
Ne réveillez pas les éléphants
du Zimbabwe
du Zimbabwe

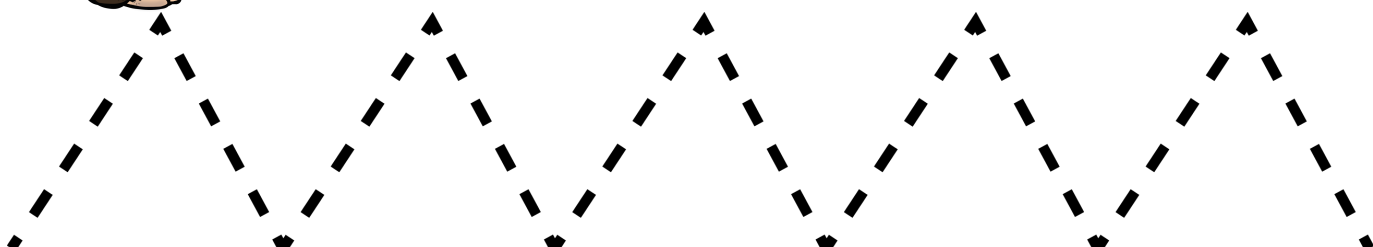
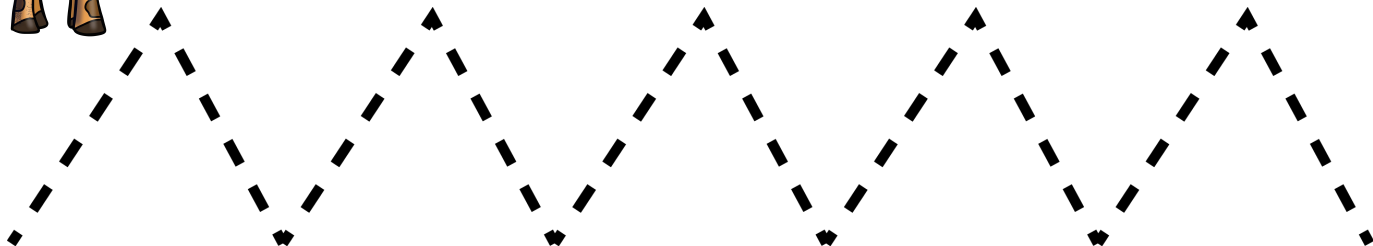

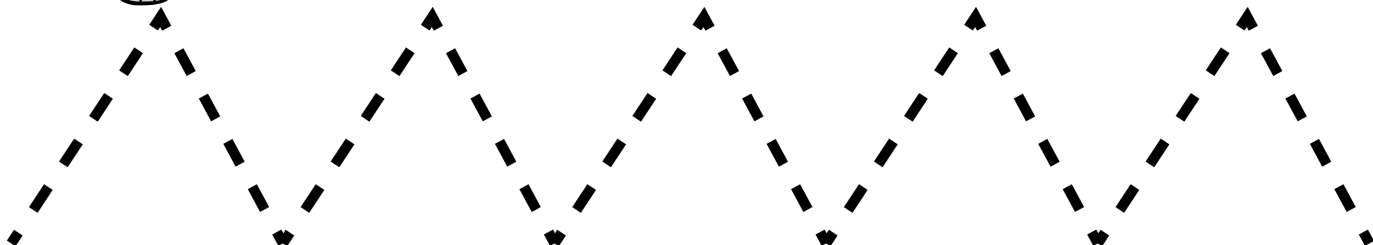

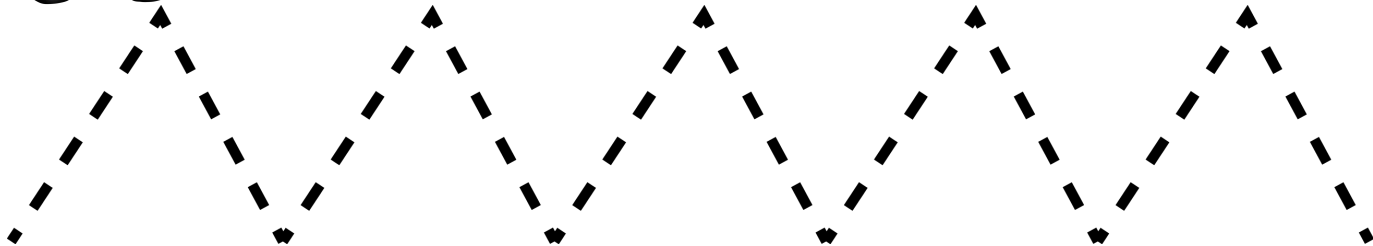






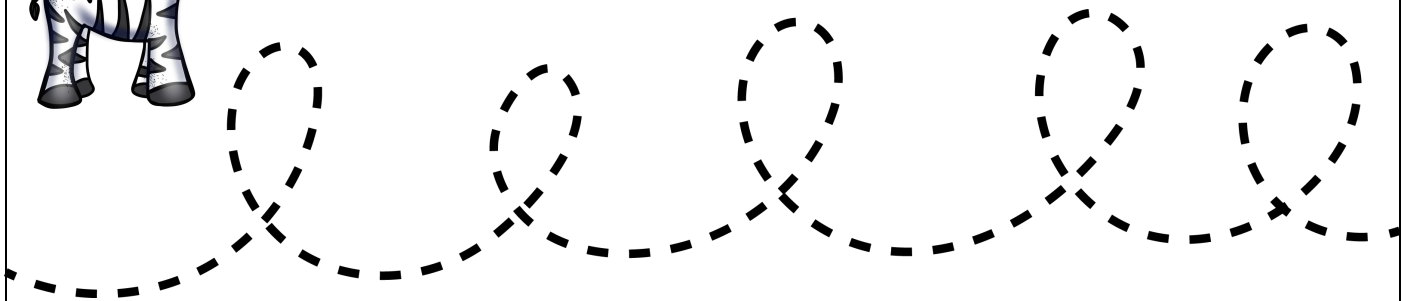
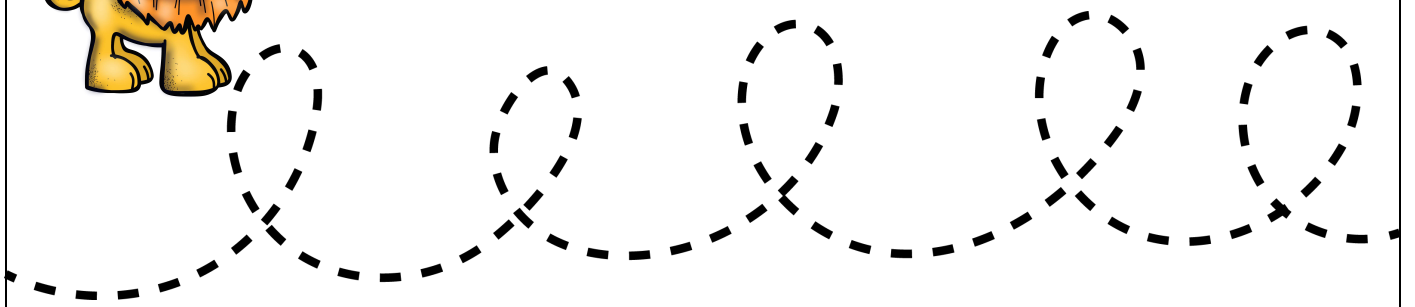
Graphisme




























Coller le bon nombre de gommettes


3




6




4




1




5



2



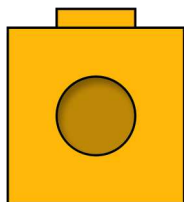
Mesurer les girafes



Combien de



: _____



: _____

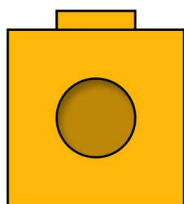
CM: _____



A simple, cartoonish illustration of a yellow teddy bear. The bear is facing forward, has small round eyes, a small nose, and a smiling mouth. Its ears are rounded and point upwards. The bear's paws are visible at the bottom, each with three small circles representing claws. The entire bear is a solid yellow color with black outlines.

•

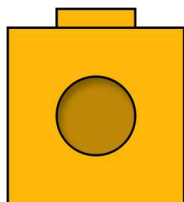
•


$$\vdots$$

CM: _____

A yellow teddy bear with black outlines, sitting and facing forward. It has small ears, a simple nose, and four paws with three toes each.

-
-




•


•

CM: _____


Coloriage et écriture




Coloriage et écriture




Empreintes des animaux



Empreinte d'hippopotame



Empreinte de rhinocéros



Empreinte d'éléphant



Empreinte de lion








Empreinte de girafe



Empreinte de gazelle

Empreintes des animaux

Discrimination visuelle - L'enfant doit mettre la bonne empreinte a la bonne place.



Lecture petite section

Colorie les lettres pour reconstituer le mot.



L	I	O	N
---	---	---	---

G

O

S

A

I

D

L

Y

p

N

Colorie les lettres pour reconstituer le mot.



Z	È	B	R	E
---	---	---	---	---

Z

O

R

A

E

D

B

Y

È

N

Lecture moyenne section

Colorie les lettres pour reconstituer le mot.



l	i	o	n
---	---	---	---

g

o

s

a

i

d

l

y

p

n

Colorie les lettres pour reconstituer le mot.



z

è

b

r

e

z

o

r

a

e

d




b

y






è

n




Trouver l'intrus



Tri par taille



Relier

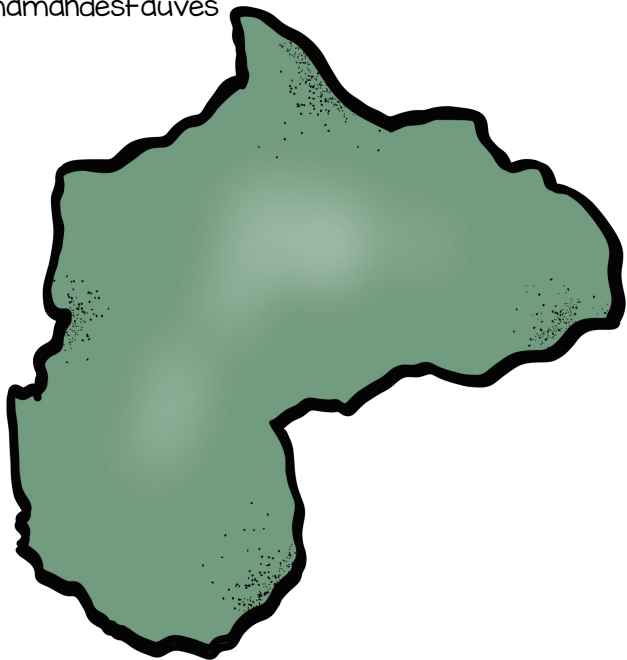


Cartes à lacer



Memory

mamandesfauves



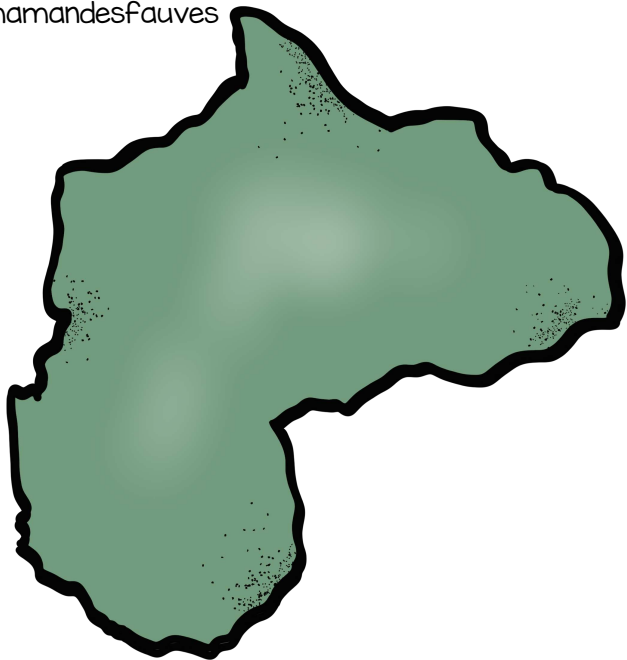
mamandesfauves



mamandesfauves



mamandesfauves



mamandesfauves



mamandesfauves



mamandesfauves



mamandesfauves



mamandesfauves



mamandesfauves



mamandesfauves



mamandesfauves



mamandesfauves



mamandesfauves



mamandesfauves



mamandesfauves



mamandesfauves



mamandesfauves



mamandesfauves



mamandesfauves



mamandesfauves



mamandesfauves




mamandesfauves




mamandesfauves



mamandesfauves




mamandesfauves



mamandesfauves



mamandesfauves



mamandesfauves



mamandesfauves



mamandesfauves



mamandesfauves



mamandesfauves



mamandesfauves




mamandesfauves




mamandesfauves




mamandesfauves




mamandesfauves




mamandesfauves




mamandesfauves



mamandesfauves



mamandesfauves



mamandesfauves



mamandesfauves



mamandesfauves



mamandesfauves




mamandesfauves




mamandesfauves



mamandesfauves




mamandesfauves




mamandesfauves



mamandesfauves



mamandesfauves



mamandesfauves



mamandesfauves



mamandesfauves



mamandesfauves



mamandesfauves




mamandesfauves




mamandesfauves



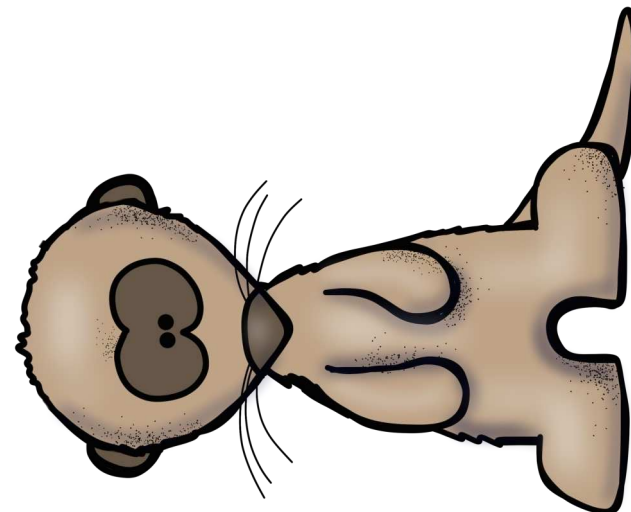
mamandesfauves




mamandesfauves




mamandesfauves



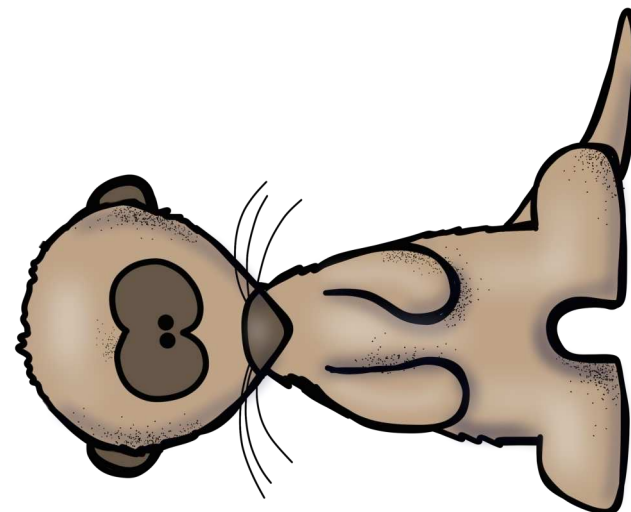
mamandesfauves



mamandesfauves



mamandesfauves



mamandesfauves



mamandesfauves



mamandesfauves



mamandesfauves



mamandesfauves



mamandesfauves

